

Protection in Portable Electronics Applications.

### FEATURES

- 50 Watts peak pulse power ( $t_p=8/20\mu s$ )
- Transient protection for data lines to  
IEC 61000-4-2(ESD) 15kV(Air), 8kV(Contact)  
IEC 61000-4-4(EFT) 40A( $t_p=5/50ns$ )  
IEC 61000-4-5(Lightning) 5A( $t_p=8/20\mu s$ )
- Bidirectional Type Pin Configuration Structure.
- Small package for use in portable electronics.
- Suitable replacement for Multi-Layer Varistors in ESD protection applications.
- Protects one I/O or power line.
- Low clamping voltage.
- Low leakage current.

### APPLICATIONS

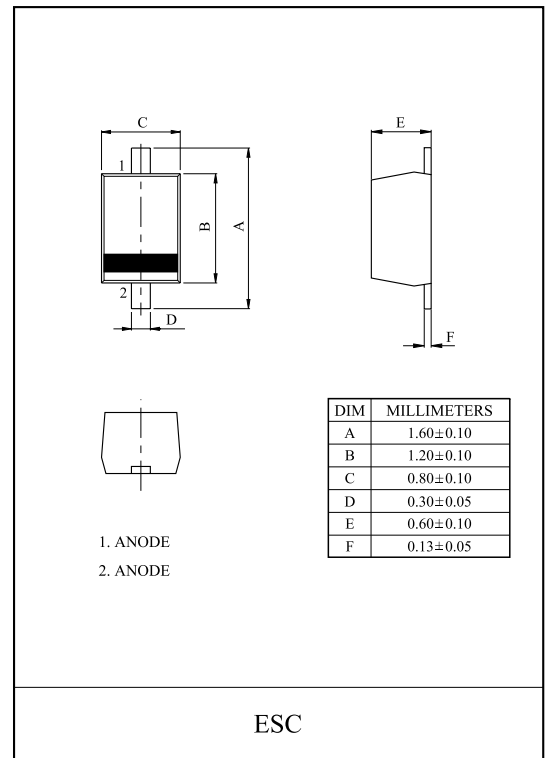
- Cell phone handsets and accessories.
- Microprocessor based equipment.
- Personal digital assistants (PDA s)
- Notebooks, desktops, & servers.
- Portable instrumentation.
- Pagers peripherals.

### MAXIMUM RATING ( $T_a=25^\circ C$ )

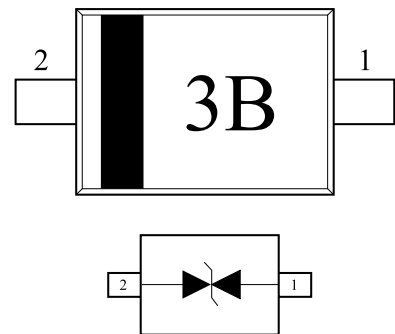
CHARACTERISTIC	SYMBOL	RATING	UNIT
Peak Pulse Power ( $t_p=8/20\mu s$ )	$P_{PK}$	50	W
Junction Temperature	$T_j$	-55 ~ 150	$^\circ C$
Storage Temperature	$T_{stg}$	-55 ~ 150	$^\circ C$

### ELECTRICAL CHARACTERISTICS ( $T_a=25^\circ C$ )

CHARACTERISTIC	SYMBOL	TEST CONDITION	MIN.	TYP.	MAX.	UNIT
Reverse Stand-Off Voltage	$V_{RWM}$	-	-	-	3.3	V
Reverse Breakdown Voltage	$V_{BR}$	$I_r=1mA$	4.2	-	6.2	V
Reverse Leakage Current	$I_R$	$V_{RWM}=3.3V$	-	-	20	$\mu A$
Junction Capacitance	$C_J$	$V_R=0V, f=1MHz$	-	-	80	pF

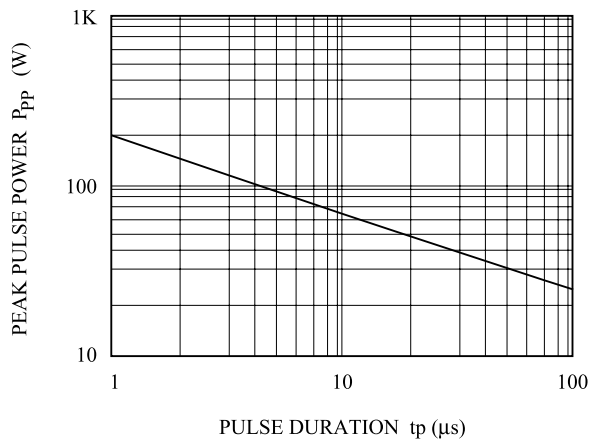


### Marking

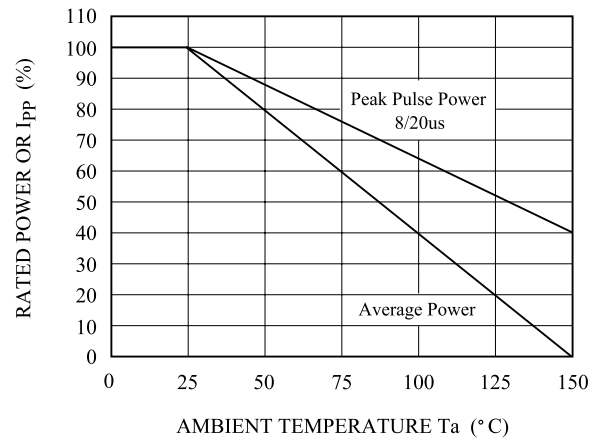


# PG03FBESC

NON-REPETITIVE PEAK PULSE  
POWER VS. PULSE TIME



POWER DERATION CURVE



PULSE WAVEFORM

