

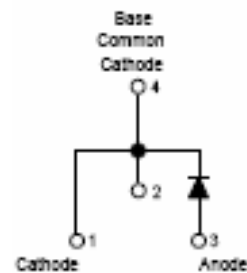
MURD860 ULTRAFAST PLASTIC RECTIFIER

Applications:

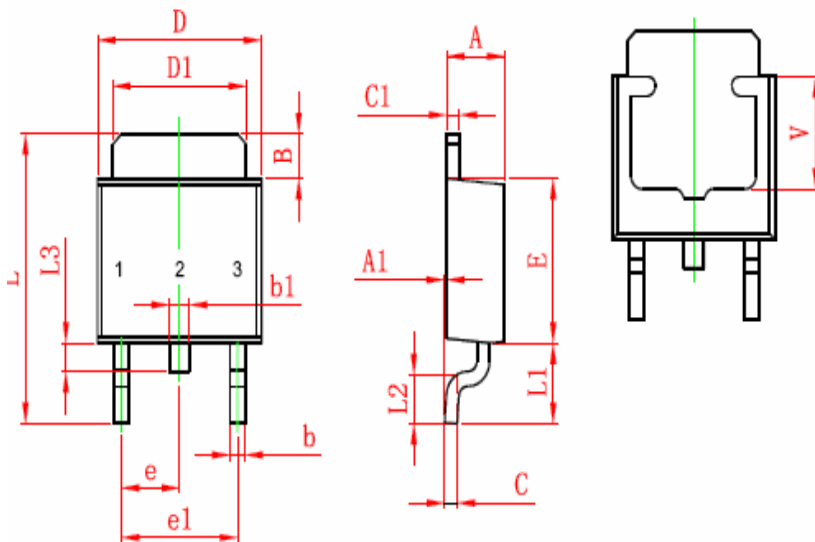
- Switching Power Supply
- Power Switching Circuits
- General Purpose

Features:

- Ultra-Fast Switching
- High Current Capability
- Low Reverse Leakage Current
- High Surge Current Capability
- Plastic Material has UL Flammability Classification 94V-0
- This is a Pb - Free Device
- All SMC parts are traceable to the wafer lot
- Additional testing can be offered upon request

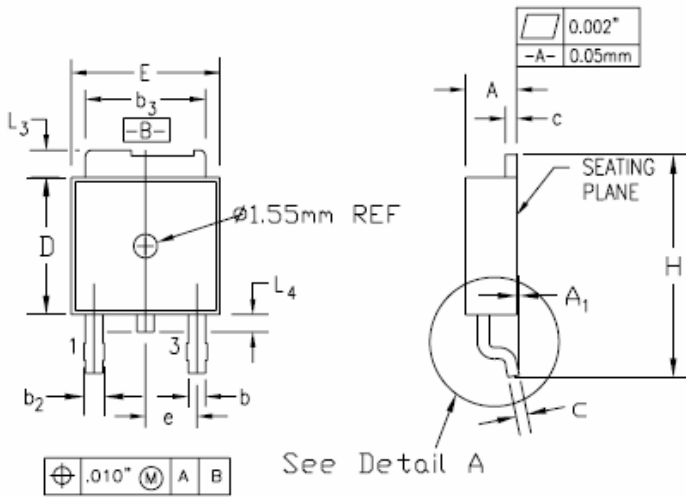


Mechanical Dimensions (In mm):

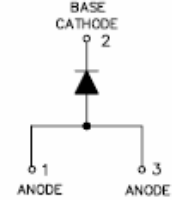
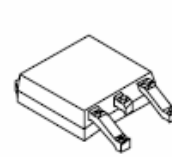
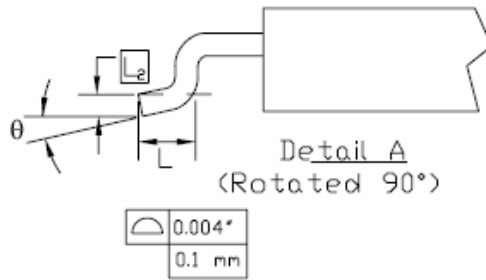
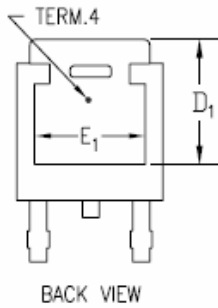


Symbol	Dimensions In Millimeters	
	Min.	Max.
A	2.200	2.400
A1	0.000	0.127
B	1.350	1.650
b	0.500	0.700
b1	0.700	0.900
c	0.430	0.580
c1	0.430	0.580
D	6.350	6.650
D1	5.200	5.400
E	5.400	5.700
e	2.300 TYP.	
e1	4.500	4.700
L	9.500	9.900
L1	2.550	2.900
L2	1.400	1.780
L3	0.600	0.900
V	3.800 REF.	

OPTION 1

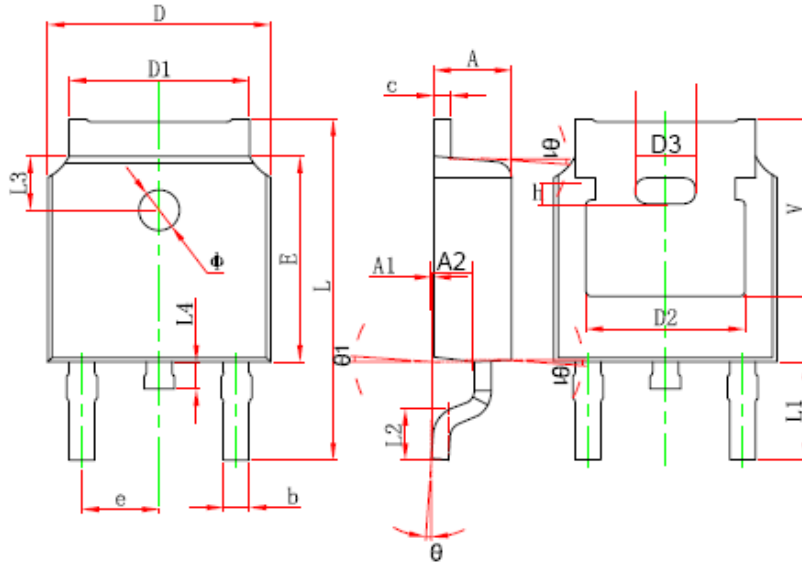


See Detail A

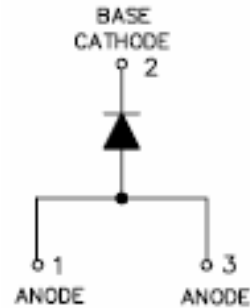


SYMBOL	INCHES		MILLIMETERS	
	MIN.	MAX.	MIN.	MAX.
A	0.086	0.094	2.19	2.38
A ₁	—	0.005	—	0.13
b	0.025	0.035	0.64	0.89
b ₂	0.033	0.045	0.84	1.14
b ₃	0.205	0.215	5.21	5.46
c	0.018	0.024	0.46	0.61
D	0.235	0.245	5.97	6.22
D ₁	0.205	—	5.21	—
E	0.250	0.265	6.35	6.73
E ₁	0.190	—	4.83	—
e	0.090 BSC		2.29 BSC	
H	0.380	0.410	9.65	10.41
L	0.055	0.070	1.40	1.78
L ₂	0.020 BSC		0.51 BSC	
L ₃	0.035	0.050	0.89	1.27
L ₄	0.025	0.040	0.64	1.01
θ	0°	8°	0°	8°

OPTION 2



Symbol	Dimensions In Millimeters		Dimensions In Inches	
	Min.	Max.	Min.	Max.
A	2.200	2.380	0.087	0.094
A1	0.000	0.100	0.000	0.004
b	0.710	0.810	0.028	0.032
c	0.460	0.560	0.018	0.022
D	6.500	6.700	0.256	0.264
D1	5.130	5.460	0.202	0.215
D2	4.830 REF.		0.190 REF.	
E	6.000	6.200	0.236	0.244
e	2.186	2.386	0.086	0.094
L	9.800	10.400	0.386	0.409
L1	2.900 REF.		0.114 REF.	
L2	1.400	1.700	0.055	0.067
L3	1.600 REF.		0.063 REF.	
L4	0.600	1.000	0.024	0.039
Φ	1.100	1.300	0.043	0.051
θ	0°	8°	0°	8°
A2	0.910	1.110	0.036	0.044
V	5.350 REF.		0.211 REF.	
D3	1.778 REF.		0.070 REF.	
h	0.762 REF.		0.030 REF.	
θ1	7°		7°	



OPTION 3

DPAK



Technical Data
Data Sheet N0335, Rev. -

Green Products

Marking Diagram:



Where XXXXX is YYWWL

- MUR = Device Type
- D = Package type
- 8 = Forward Current (8A)
- 60 = Reverse Voltage (600V)
- SSG = SSG
- YY = Year
- WW = Week
- L = Lot Number

Cautions: Molding resin
Epoxy resin UL:94V-0

Ordering Information:

Device	Package	Shipping
MURD860	DPAK (Pb-Free)	2500 pcs / reel

For information on tape and reel specifications, including part orientation and tape sizes, please refer to our Tape and Reel Packaging Specification.



Maximum Ratings and Electrical Characteristics @ $T_A=25^{\circ}\text{C}$ unless otherwise specified

Single Phase, half wave, 60Hz, resistive or inductive load.

For capacitive load, derate current by 20%.

Characteristic	Symbol	MURD860	Unit
Peak Repetitive Reverse Voltage Working Peak Reverse Voltage DC Blocking Voltage	V_{RRM} V_{RWM} V_R	600	V
RMS Reverse Voltage	$V_{R(RMS)}$	420	V
Average Rectified Output Current @ $T_A = 100^{\circ}\text{C}$	I_o	8.0	A
Non-Repetitive Peak Forward Surge Current 8.3ms Single half sine-wave superimposed on rated load (JEDEC Method)	I_{FSM}	110	A
Forward Voltage (per element) @ $I_F = 8.0\text{A}, T_J = 25^{\circ}\text{C}$	V_{FM1}	2.2	V
@ $I_F = 8.0\text{A}, T_J = 100^{\circ}\text{C}$	V_{FM2}	2.0	V
Peak Reverse Current @ $T_A = 25^{\circ}\text{C}$ At Rated DC Blocking Voltage @ $T_A = 100^{\circ}\text{C}$	I_{RM}	5.0 50	μA
Maximum Reverse Recovery Time (Note 1)	T_{rr}	50	ns
Max. Voltage Rate of Change	dv/dt	10,000	V/ μs
Typical Thermal Resistance Junction to Ambient (Note 2)	$R_{\theta JA}$	25	K/W
Storage Temperature Range	T_{STG}, T_J	-55 to +150	$^{\circ}\text{C}$
Approximate Weight	wt	0.39	g
Case Style	DPAK		

- Note:**
1. Reverse Recovery Test Conditions: $I_F=0.5\text{A}, I_R=1.0\text{A}, I_{RR}=0.25\text{A}$
 2. Mount on Cu-Pad Size 16mm×16mm on P.C.B.

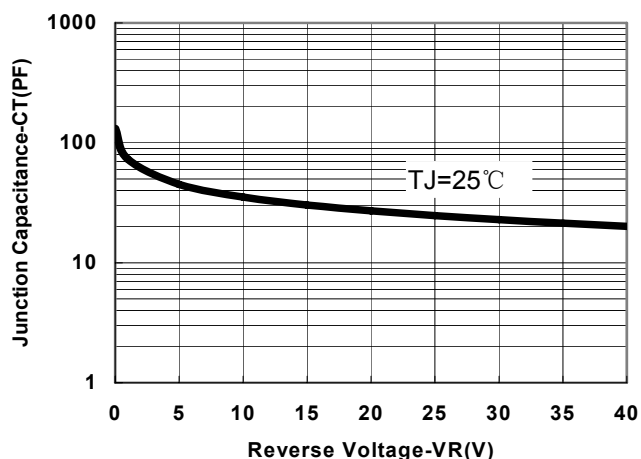


Fig.1-Typical Junction Capacitance

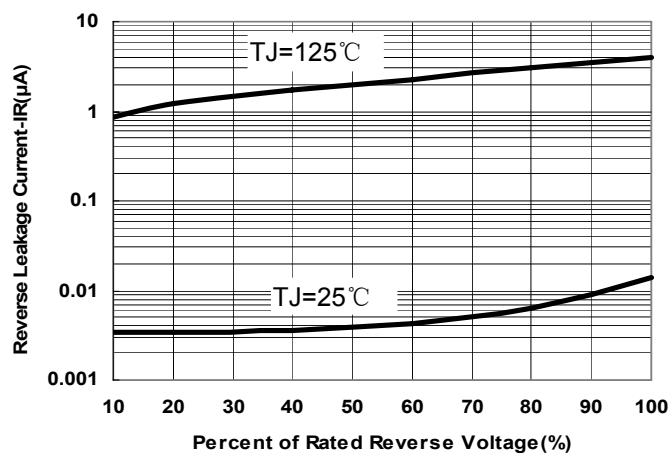


Fig.2-Typical Reverse Characteristics

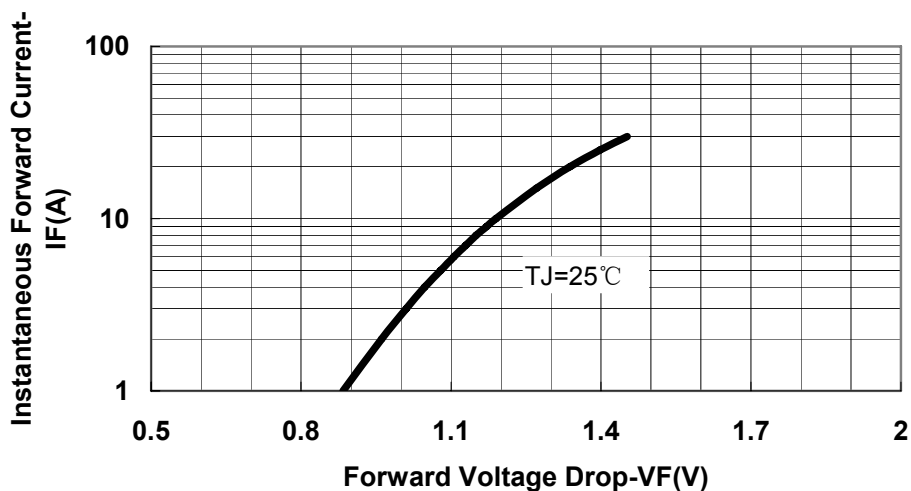


Fig.3-Typical Forward Voltage Drop Characteristics

DISCLAIMER:

1- The information given herein, including the specifications and dimensions, is subject to change without prior notice to improve product characteristics. Before ordering, purchasers are advised to contact the SMC - Sangdest Microelectronics (Nanjing) Co., Ltd sales department for the latest version of the datasheet(s).

2- In cases where extremely high reliability is required (such as use in nuclear power control, aerospace and aviation, traffic equipment, medical equipment, and safety equipment), safety should be ensured by using semiconductor devices that feature assured safety or by means of users' fail-safe precautions or other arrangement.

3- In no event shall SMC - Sangdest Microelectronics (Nanjing) Co., Ltd be liable for any damages that may result from an accident or any other cause during operation of the user's units according to the datasheet(s). SMC - Sangdest Microelectronics (Nanjing) Co., Ltd assumes no responsibility for any intellectual property claims or any other problems that may result from applications of information, products or circuits described in the datasheets.

4- In no event shall SMC - Sangdest Microelectronics (Nanjing) Co., Ltd be liable for any failure in a semiconductor device or any secondary damage resulting from use at a value exceeding the absolute maximum rating.

5- No license is granted by the datasheet(s) under any patents or other rights of any third party or SMC - Sangdest Microelectronics (Nanjing) Co., Ltd.

6- The datasheet(s) may not be reproduced or duplicated, in any form, in whole or part, without the expressed written permission of SMC - Sangdest Microelectronics (Nanjing) Co., Ltd.

7- The products (technologies) described in the datasheet(s) are not to be provided to any party whose purpose in their application will hinder maintenance of international peace and safety nor are they to be applied to that purpose by their direct purchasers or any third party. When exporting these products (technologies), the necessary procedures are to be taken in accordance with related laws and regulations..