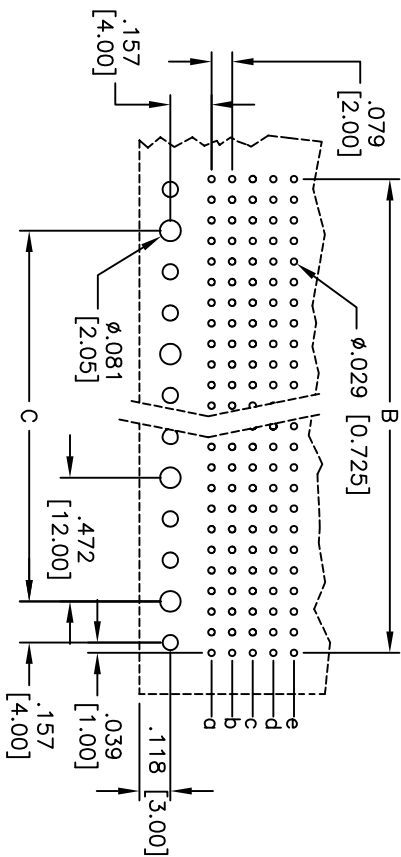
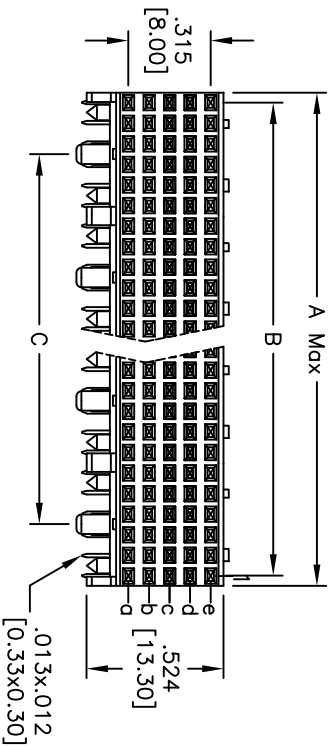


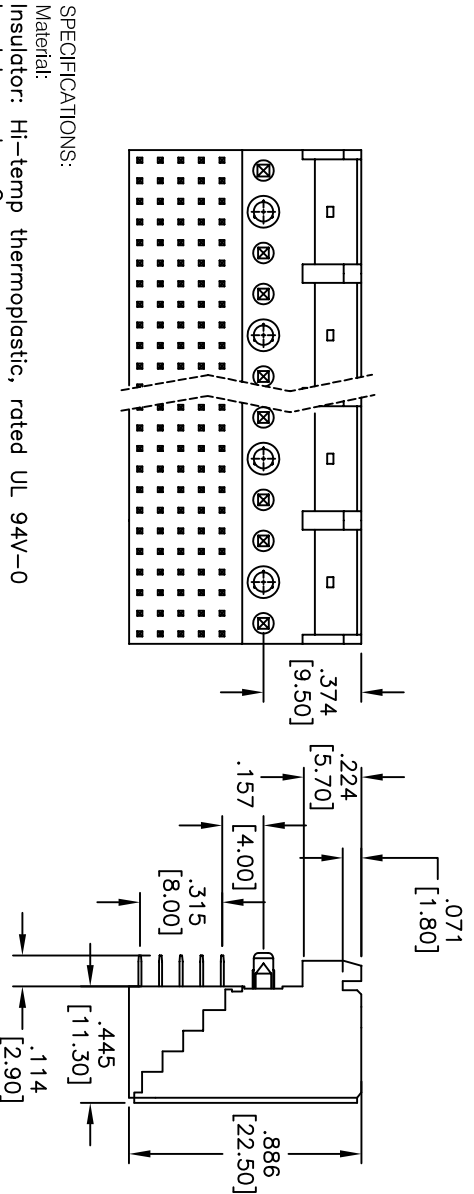
Rev	AWO #	Description	Date	Appr
-		RELEASED	3/08/10	

APPROVED: _____
 DATE: _____ TITLE: _____



RECOMMENDED PCB LAYOUT

Position	A	B	C
30	.470 [11.95]	.394 [10.00]	-
60	.943 [23.95]	.866 [22.00]	.472 [12.00]
90	1.415 [35.95]	1.339 [34.00]	.945 [24.00]
120	1.888 [47.95]	1.811 [46.00]	1.417 [36.00]
150	2.360 [59.95]	2.283 [58.00]	1.890 [48.00]
180	2.833 [71.95]	2.756 [70.00]	2.362 [60.00]
210	3.305 [83.95]	3.228 [82.00]	2.835 [72.00]
240	3.778 [95.95]	3.701 [94.00]	3.307 [84.00]
270	4.250 [107.95]	4.173 [106.00]	3.780 [96.00]
300	4.722 [119.95]	4.646 [118.00]	4.252 [108.00]
330	5.195 [131.95]	5.118 [130.00]	4.724 [120.00]
360	5.667 [143.95]	5.591 [142.00]	5.197 [132.00]
390	6.140 [155.95]	6.063 [154.00]	5.669 [144.00]



SPECIFICATIONS:

Material: Insulator: Hi-temp thermoplastic, rated UL 94V-0
 Insulator color: Gray
 Contacts: Phosphor Bronze
 Plating: Gold over Nickel underplate on contact area, Tin over Copper underplate on tails.

Electrical: Current rating: 1 Amp max
 Contact resistance: 30 mohms max
 Insulation resistance: 1000 Mohms min @ DC 500V
 Dielectric withstanding voltage: 1000 VAC for 1 minute
 Temperature Rating: Operating temperature: -65°C to +125°C
 Environmental: Lead free, RoHS compliant
 Recommended soldering temp: 260°C for 5 seconds



ADAM TECH

909 Rahway Avenue, Union, NJ 07083
 Phone: 908-687-5000 Fax: 908-687-5710

TITLE: .079 [2.00] FETURE BUS, SIGNAL, 5 ROWS
 FEMALE, RIGHT ANGLE, DIP TYPE

UNLESS OTHERWISE SPECIFIED ALL DIMENSIONS ARE INCHES [MM]	
.X	± .10
.XX	± .020
.XXX	± .015
.XXX	± .010
ØXX	± .10
ØXXX	± .015
ØXXX	± .010
APPROVALS	DATE
DRAWN	DY
CHECKED	
APPROVED	
SIZE	PART NO.
X	2FB-XX-F-ST
REF: S0058T	SCALE: NTS
	SHEET 1 OF 1