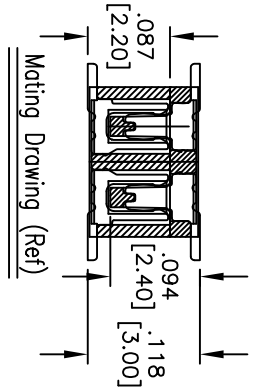
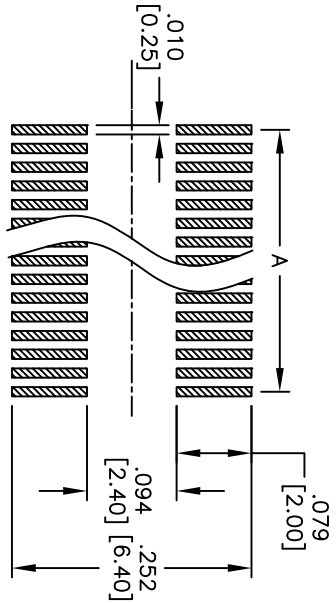
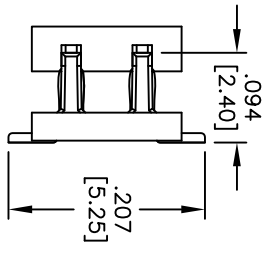
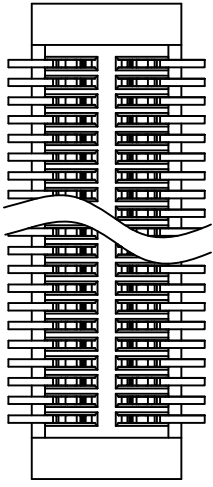
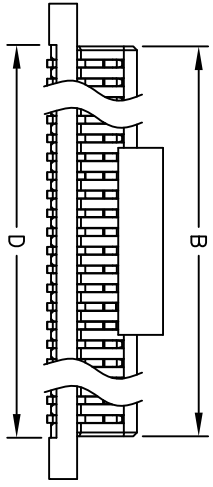
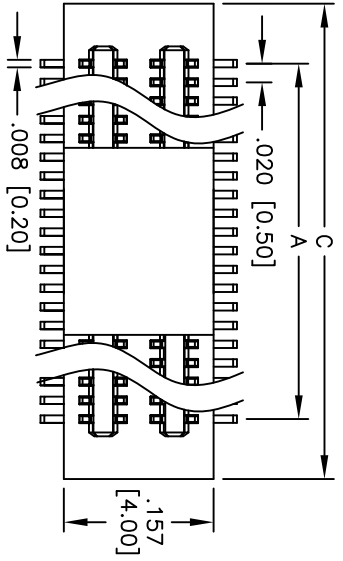


Rev	AWO #	Description	Date	Appr
-		RELEASED	11/10/09	

APPROVED: _____
 DATE: _____ TITLE: _____



RECOMMENDED PCB LAYOUT

SPECIFICATIONS:
 Material: Nylon 46, rated UL 94V-0
 Insulator color: White
 Contacts: Phosphor Bronze
 Plating: Gold flash over Nickel underplate overall

Electrical:
 Operating voltage: 50 VAC max.
 Current rating: 0.5 Amps max.
 Contact resistance: 30 mohms max. initial
 Insulation resistance: 100 Mohms min@ 100V DC
 Dielectric withstanding voltage: 100 VAC for 1 minute
Temperature Rating:
 Operating temperature: -20°C to +105°C

Environmental:
 Lead free, RoHS compliant
 Recommended soldering temp: 260°C for 5 seconds



Positions: 10, 12, 14, 16, 18, 20, 22, 24, 26, 28, 30, 32, 34, 36, 38, 40, 42, 44, 46, 48, 50, 60, 70, 80, 90, 100, 120

A = .020 [0.50] x (No. of Contacts - 1)
 B = .020 [0.50] x (No. of Contacts - 1) + .036 [0.92]
 C = .020 [0.50] x (No. of Contacts - 1) + .126 [3.20]
 D = .020 [0.50] x (No. of Contacts - 1) + .039 [1.00]

UNLESS OTHERWISE SPECIFIED
 ALL DIMENSIONS ARE IN INCHES [MM]
 TOLERANCES: EXCEPT AS NOTED

.X	± .10	ØXX	± .10
.XX	± .020	ØXXX	± .015
.XXX	± .015	ØXXXX	± .010

APPROVALS	DATE
DRAWN	DY
CHECKED	
APPROVED	

ADAM TECH

909 Rahway Avenue, Union, NJ 07083
 Phone: 908-687-5000 Fax: 908-687-5710

TITLE: .020 [0.50] BOARD TO BOARD PLUG
 2.2 MM HEIGHT, SMT TYPE, NO PEG

SIZE	PART NO.	REV.
X	BB5-PD-XX-G-NP	-
REF: S00035T	SCALE: NTS	SHEET 1 OF 1