


**REPLACEMENT TYPE : KTC4372**

**FEATURES**

- Small Flat Package
- High Voltage Switching Application
- High Voltage
- High Transition Frequency



SOT-89

1:BASE 2:COLLECTOR 3:EMITTER

**MAXIMUM RATINGS ( $T_A = 25^\circ\text{C}$  unless otherwise noted)**

Parameter	Symbol	Value	Unit
Collector-Base Voltage	$V_{CBO}$	200	V
Collector-Emitter Voltage	$V_{CEO}$	150	V
Emitter-Base Voltage	$V_{EBO}$	5	V
Collector Current-Continuous	$I_C$	50	mA
Collector Power Dissipation	$P_C$	500	mW
Thermal Resistance From Junction to Ambient	$R_{\theta JA}$	250	$^\circ\text{C/W}$
Junction Temperature	$T_J$	150	$^\circ\text{C}$
Storage Temperature	$T_{stg}$	-55~+150	$^\circ\text{C}$

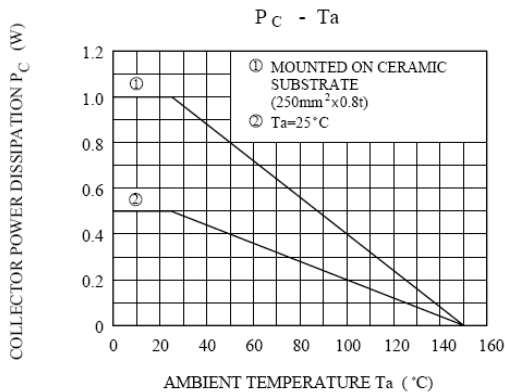
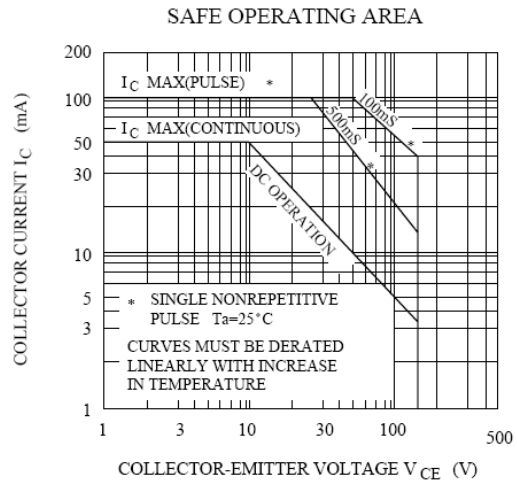
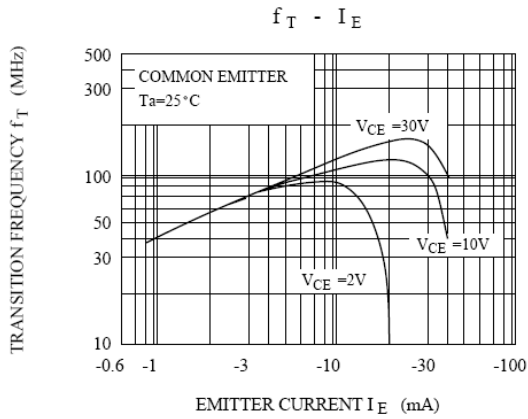
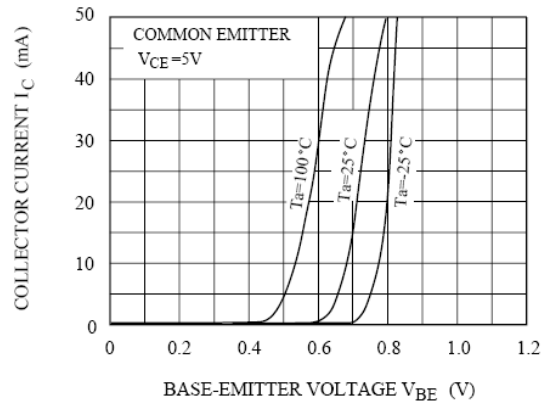
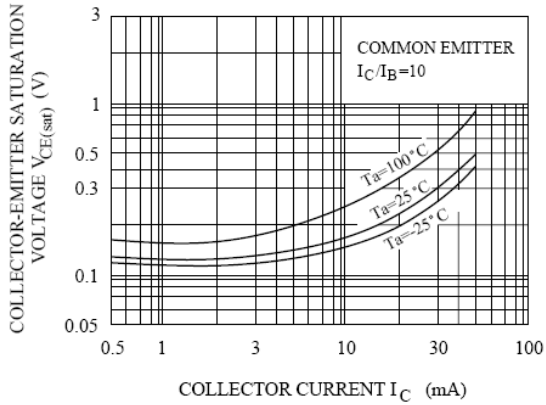
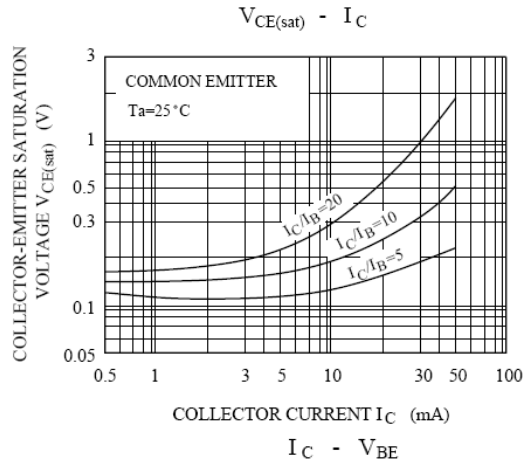
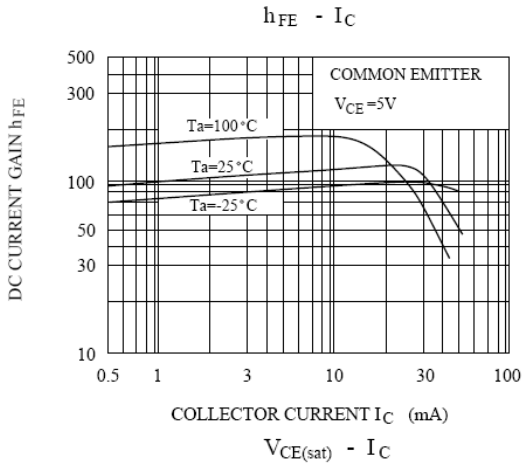
**ELECTRICAL CHARACTERISTICS ( $T_A=25^\circ\text{C}$  unless otherwise noted)**

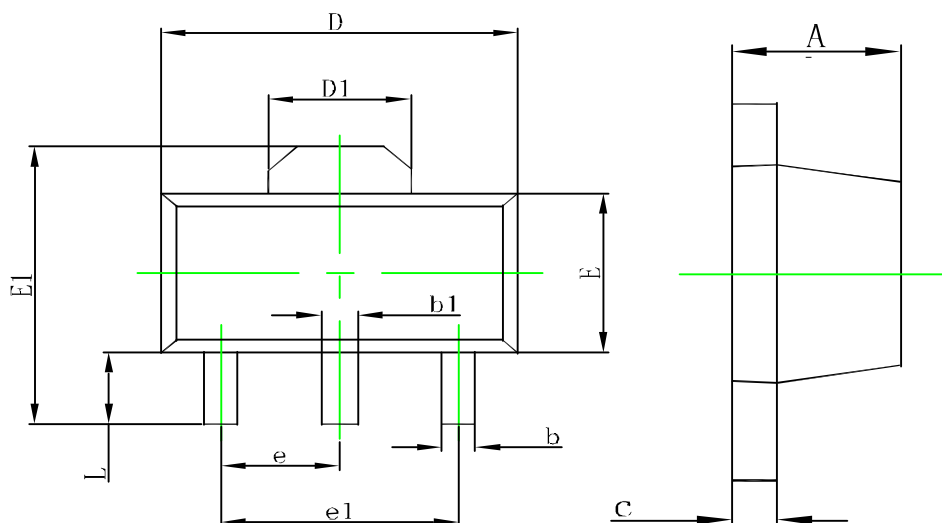
Parameter	Symbol	Test conditions	Min	Typ	Max	Unit
Collector-Base Breakdown Voltage	$V_{CBO}$	$I_C=0.1\text{mA}, I_E=0$	200			V
Collector-Emitter Breakdown Voltage	$V_{CEO}$	$I_C=1\text{mA}, I_B=0$	150			V
Emitter-Base Breakdown Voltage	$V_{EBO}$	$I_E=0.1\text{mA}, I_C=0$	5			V
Collector Cut-off Current	$I_{CBO}$	$V_{CB}=200\text{V}, I_E=0$			100	nA
Emitter Cut-off Current	$I_{EBO}$	$V_{EB}=5\text{V}, I_C=0$			100	nA
DC Current Gain	$h_{FE}$	$V_{CE}=5\text{V}, I_C=10\text{mA}$	70		240	
Collector-Emitter Saturation Voltage	$V_{CE(sat)}$	$I_C=10\text{mA}, I_B=1\text{mA}$			0.5	V
Base-Emitter Saturation Voltage	$V_{BE(sat)}$	$I_C=5\text{A}, I_B=30\text{mA}$			1	V
Transition Frequency	$f_T$	$V_{CE}=30\text{V}, I_C=10\text{mA}$		120		MHz
Collector Output Capacitance	$C_{ob}$	$V_{CB}=10\text{V}, I_E=0, f=1\text{MHz}$			5	pF

**CLASSIFICATION OF  $h_{FE}$**

Rank	O	Y
Range	70-140	120-240
Marking	AO	AY

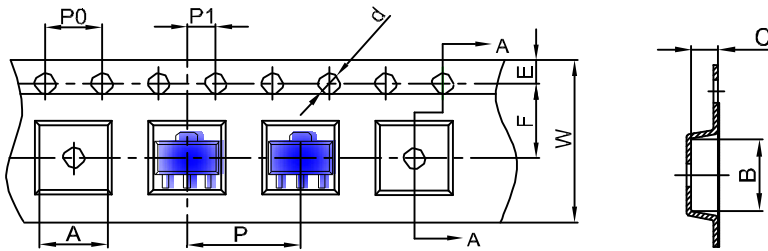
Typical Characteristics



**SOT-89 Package Outline Dimensions**


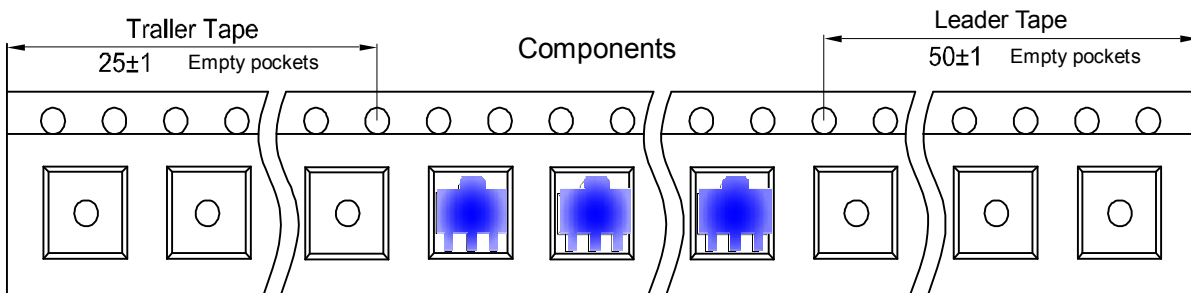
Symbol	Dimensions In Millimeters		Dimensions In Inches	
	Min.	Max.	Min.	Max.
A	1.400	1.600	0.055	0.063
b	0.320	0.520	0.013	0.020
b1	0.400	0.580	0.016	0.023
c	0.350	0.440	0.014	0.017
D	4.400	4.600	0.173	0.181
D1	1.550REF.		0.061REF.	
E	2.300	2.600	0.091	0.102
E1	3.940	4.250	0.155	0.167
e	1.500TYP.		0.060TYP.	
e1	3.000TYP.		0.118TYP.	
L	0.900	1.200	0.035	0.047

**SOT-89 Tape and Reel**

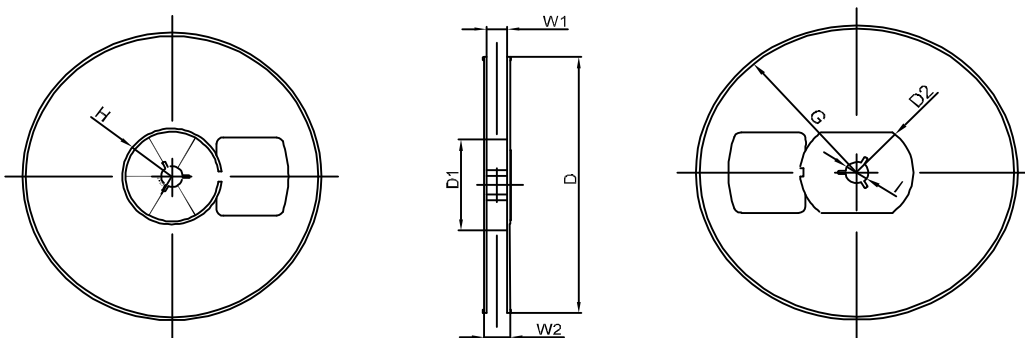


DIMENSIONS ARE IN MILLIMETER										
TYPE	A	B	C	d	E	F	P0	P	P1	W
SOT-89	4.85	4.45	1.85	φ1.50	1.75	5.50	4.00	8.00	2.00	12.00
TOLERANCE	±0.1	±0.1	±0.1	±0.1	±0.1	±0.1	±0.1	±0.1	±0.1	±0.1

**SOT-89 Tape Leader and Trailer**



**SOT-89 Reel**



DIMNSIONS ARE IN MILLIMETERE								
REEOPTION	D	D1	D2	G	H	I	W1	W2
7" DIA	φ 180	60.00	R32.00	R86.50	R30.00	φ 13.00	13.20	16.50
TOLERANCE	±2	±1	±1	±1	±1	±1	±1	±1