



超快恢复整流二极管 Super Fast Recovery Rectifier Diode

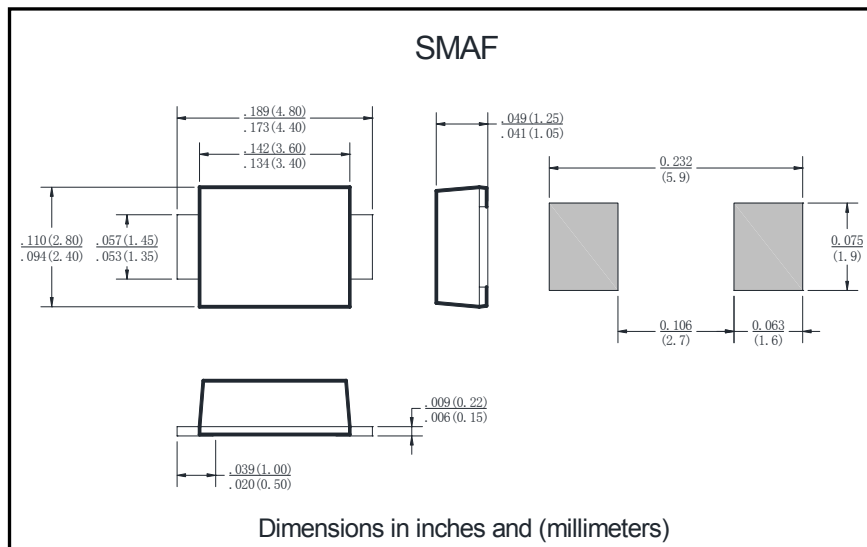
■特征 Features

- I_o 2.0A
- V_{RRM} 50V~600V
- 玻璃钝化芯片
Glass passivated chip
- 耐正向浪涌电流能力高
High surge forward current capability

■用途 Applications

- 作一般电源单相整流
For general power supply single-phase rectifier

■外形尺寸 Outline Dimensions and Mark



■极限值（绝对最大额定值）

Limiting Values (Absolute Maximum Rating)

参数名称 Item	符号 Symbol	单位 Unit	条件 Conditions	E2					
				AF	BF	DF	FF	GF	JF
反向重复峰值电压 Repetitive Peak Reverse Voltage	V_{RRM}	V		50	100	200	300	400	600
平均整流输出电流 Average Rectified Output Current	I_o	A	60Hz单向半波, 电阻负载, $T_a=75^\circ\text{C}$ 60Hz One-way half-wave, R-load, $T_a=75^\circ\text{C}$	2.0					
正向（不重复）浪涌电流 Surge(Non-repetitive) Forward Current	I_{FSM}	A	60Hz正弦波, 一个周期, $T_j=25^\circ\text{C}$ 60Hz sine wave, 1 cycle, $T_j=25^\circ\text{C}$	50					
存储温度 Storage Temperature	T_{stg}	$^\circ\text{C}$		-55 ~ +150					
结温 Junction Temperature	T_j	$^\circ\text{C}$		-55 ~ +150					

■电特性（ $T_a=25^\circ\text{C}$ 除非另有规定）Electrical Characteristics ($T_a=25^\circ\text{C}$ Unless otherwise specified)

参数名称 Item	符号 Symbol	单位 Unit	测试条件 Test Condition	E2					
				AF	BF	DF	FF	GF	JF
正向峰值电压 Peak Forward Voltage	V_{FM}	V	$I_{FM}=2.0\text{A}$	1.0		1.3		1.7	
最大反向恢复时间 Maximum reverse recovery time	t_{rr}	ns	$I_F=0.5\text{A}, I_R=1.0\text{A}, I_{RR}=0.25\text{A}$	35					
反向峰值电流 Peak Reverse Current	I_{RRM}	μA	$V_{RM}=V_{RRM}, T_a=25^\circ\text{C}$	5					
热阻 Thermal Resistance	$R_{\theta J-L}$	$^\circ\text{C}/\text{W}$	结和引线之间 Between junction and lead	20					

■特性曲线（典型） Characteristics(Typical)

图1: I_o - T_a 曲线
FIG1: I_o - T_a Curve

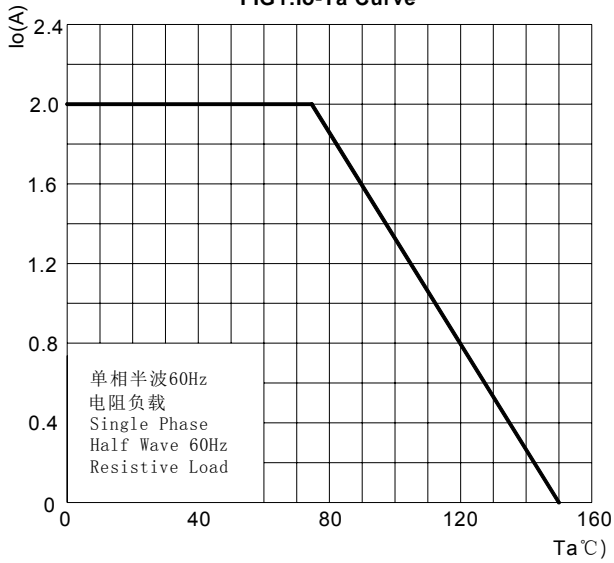


图2: 耐正向浪涌电流曲线
FIG2: Surge Forward Current Capability

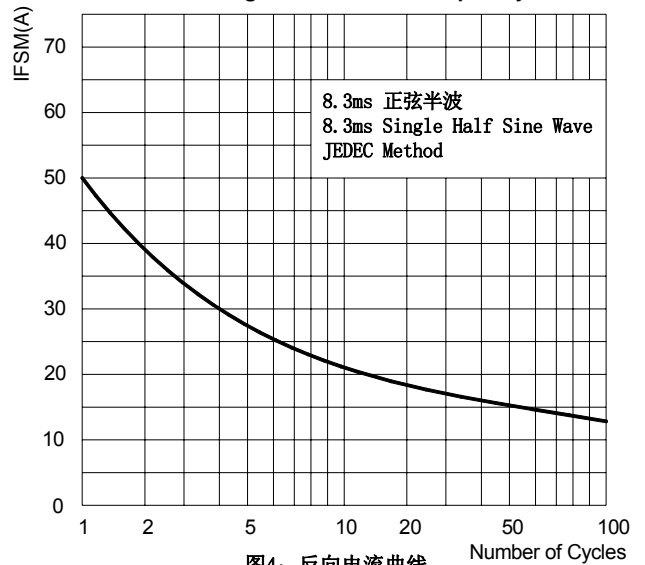


图3: 正向电压曲线
FIG3: Forward Voltage

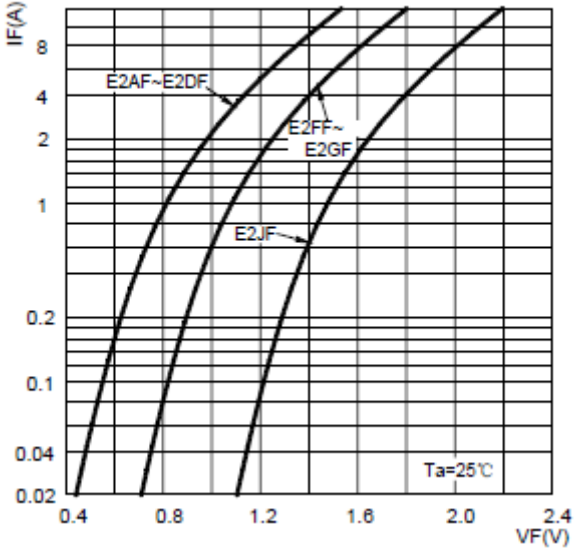


图4: 反向电流曲线
FIG4: Typical Reverse Characteristics

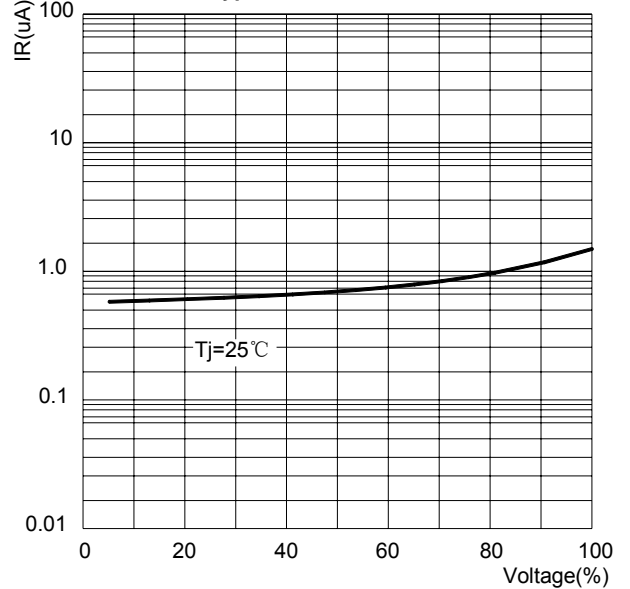


图5: 反向恢复时间试验电路及测试波形示意图

FIG.5: Diagram of circuit and Testing wave form of reverse recovery time

