

## Silicon Power Schottky Diode


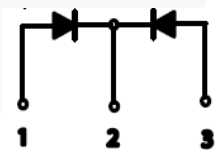
$V_{RRM} = 40\text{ V} - 100\text{ V}$

$I_{F(AV)} = 60\text{ A}$

### Features

- High Surge Capability
- Types from 40 V to 100 V  $V_{RRM}$
- Not ESD Sensitive

D61-3M Package



### Maximum ratings, at $T_j = 25\text{ }^\circ\text{C}$ , unless otherwise specified

Parameter	Symbol	Conditions	FST6340M	FST6345M	FST6360M	FST6380M	FST63100M	Unit
Repetitive peak reverse voltage	$V_{RRM}$		40	45	60	80	100	V
RMS reverse voltage	$V_{RMS}$		28	32	42	56	70	V
DC blocking voltage	$V_{DC}$		40	45	60	80	100	V
Operating temperature	$T_j$		-55 to 150	-55 to 150	-55 to 150	-55 to 150	-55 to 150	$^\circ\text{C}$
Storage temperature	$T_{stg}$		-55 to 150	-55 to 150	-55 to 150	-55 to 150	-55 to 150	$^\circ\text{C}$

### Electrical characteristics, at $T_j = 25\text{ }^\circ\text{C}$ , unless otherwise specified

Parameter	Symbol	Conditions	FST6340M	FST6345M	FST6360M	FST6380M	FST63100M	Unit
Average forward current (per pkg)	$I_{F(AV)}$	$T_C = 125\text{ }^\circ\text{C}$	60	60	60	60	60	A
Peak forward surge current (per leg)	$I_{FSM}$	$t_p = 8.3\text{ ms}$ , half sine	600	600	600	600	600	A
Maximum instantaneous forward voltage (per leg)	$V_F$	$I_{FM} = 30\text{ A}$ , $T_j = 25\text{ }^\circ\text{C}$	0.70	7.0	0.75	0.84	0.84	V
Maximum Instantaneous reverse current at rated DC blocking voltage (per leg)	$I_R$	$T_j = 25\text{ }^\circ\text{C}$	1	1	1	1	1	mA
		$T_j = 100\text{ }^\circ\text{C}$	10	10	10	10	10	
		$T_j = 150\text{ }^\circ\text{C}$	30	30	30	30	30	

### Thermal characteristics

Thermal resistance, junction - case (per leg)	$R_{\theta JC}$		1.20	1.20	1.20	1.20	1.20	$^\circ\text{C/W}$
---	-----------------	--	------	------	------	------	------	--------------------

Figure .1- Typical Forward Characteristics

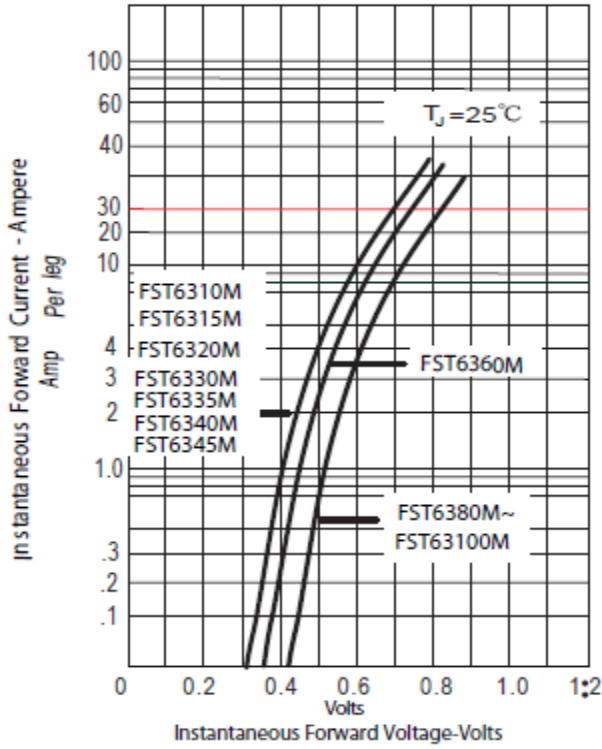


Figure .2- Forward Derating Curve

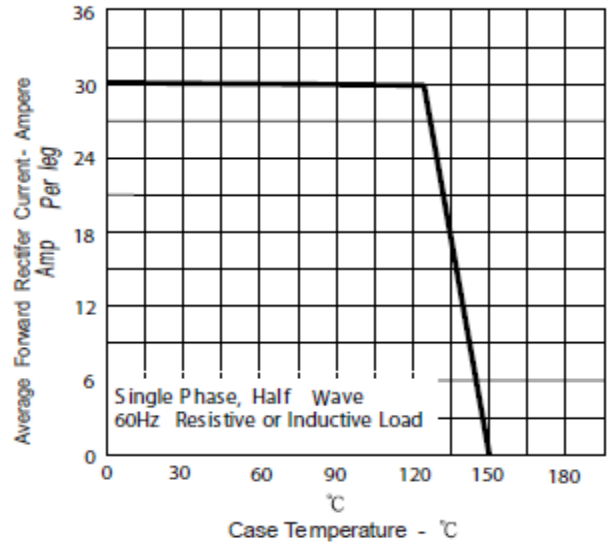


Figure.3-Peak Forward Surge Current

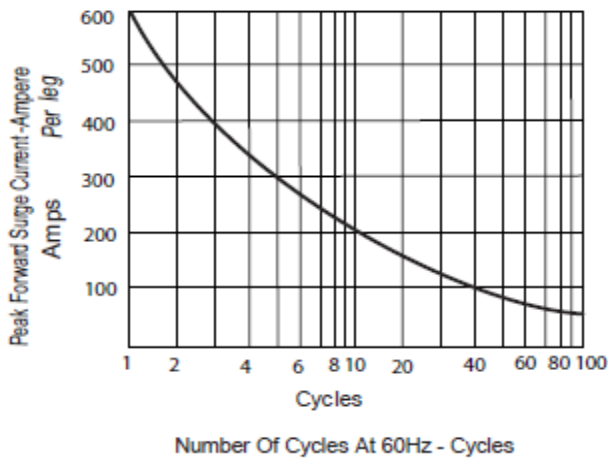
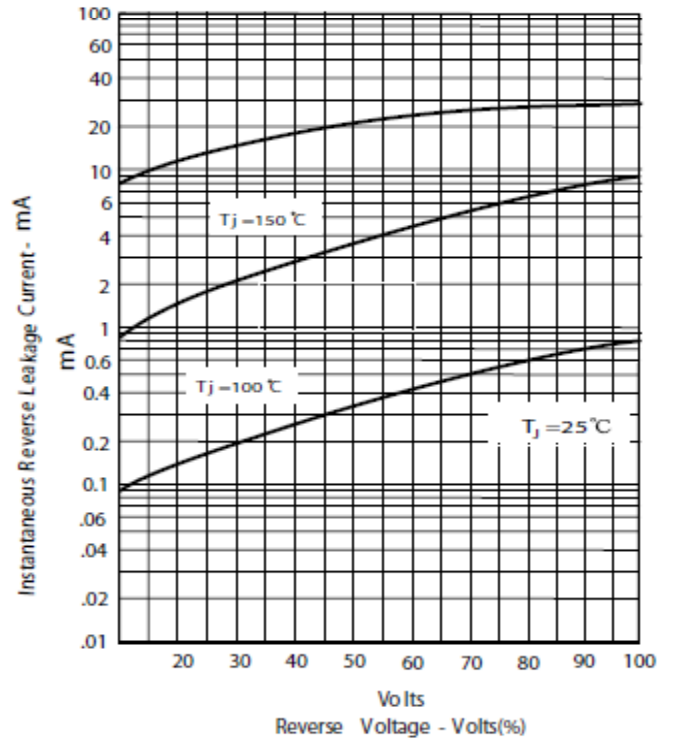
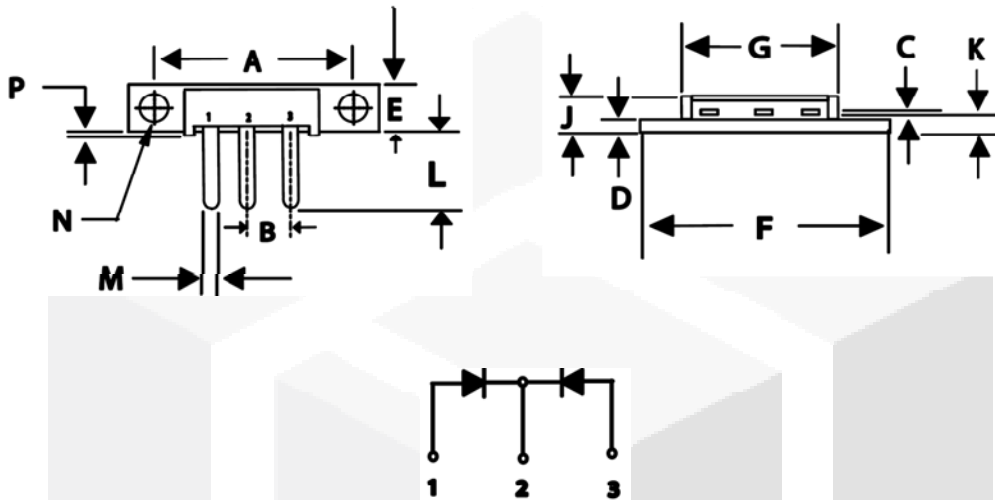


Figure .4- Typical Reverse Characteristics



## Package dimensions and terminal configuration

Product is marked with part number and terminal configuration.



DIMENSIONS					
DIM	IN CHES		MM		NOTE
	MIN	MAX	MIN	MAX	
A	1.180	1.195	29.97	30.35	
B	.200	NOM	5.08	NOM	2PL
C	.027	.037	0.69	0.94	
D	.088	.098	2.24	2.49	
E	.350	.370	8.89	9.40	
F	1.490	1.510	37.85	38.35	
G	.695	.715	17.65	18.16	
J	.24	.26	6.1	6.6	
K	.115	.135	2.92	3.43	
L	.457	.477	11.61	12.12	
M	.065	.085	1.65	2.16	
N	.151	.161	3.84	4.09	∅
P	.015	.025	0.38	0.64	