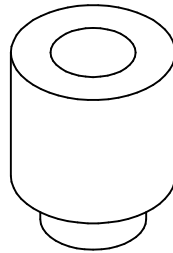
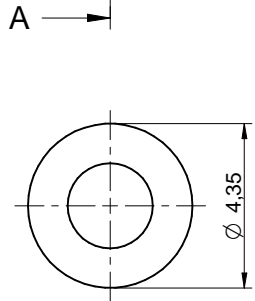
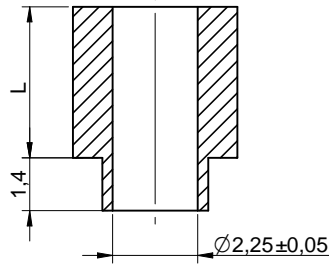
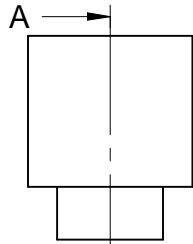
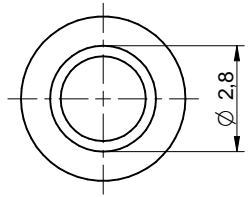
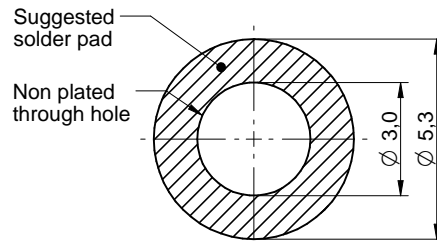


### Dimensions: [mm]



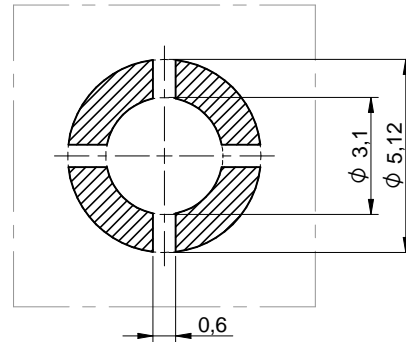
Scale - 5:1

### Recommended Land Pattern: [mm]



Scale - 5:1

### Stencil Suggestion:



Scale - 5:1

### Properties:

| Properties             |      | Value  | Unit |
|------------------------|------|--------|------|
| Inner Diameter         | ∅ ID | 2.8    | mm   |
| Outer Diameter         | ∅ OD | 4.35   | mm   |
| Hole Diameter          | ∅ f  | 2.25   | mm   |
| Material               |      | Steel  |      |
| Surface                |      | Tin    |      |
| Solder Cream Thickness |      | 150 µm |      |

### Packaging Properties:

|           |      |
|-----------|------|
| Packaging | Bulk |
|-----------|------|

### Article Properties:

| Properties |   | Value | Unit |
|------------|---|-------|------|
| Length     | L | 4.5   | mm   |

Würth Elektronik eiSos GmbH & Co. KG  
EMC & Inductive Solutions

Max-Eyth-Str. 1  
74638 Waldenburg  
Germany  
Tel. +49 (0) 79 42 945 - 0



www.we-online.com  
eiSos@we-online.com



|  |                 |                                      |                        |
|--|-----------------|--------------------------------------|------------------------|
| CREATED<br>DaMa  | CHECKED<br>SKI  | GENERAL TOLERANCE<br>DIN ISO 2768-1m | PROJECTION METHOD<br>  |
| DESCRIPTION<br><b>WA-SMST SMD Steel Spacer with through hole ∅2.25</b> |                 | ORDER CODE<br><b>977 404 594 3</b>   |                        |
| REVISION<br>001.000  | STATUS<br>Valid | DATE<br>2016-09-23                   | BUSINESS UNIT<br>eiCan |
|  |                 | PAGE<br>1/5                          |                        |

## Article Properties:

| L      | Order Code     |
|--------|----------------|
| 1.0 mm | 977 401 094 3R |
|        | 977 401 094 3  |
| 1.5 mm | 977 401 594 3R |
|        | 977 401 594 3  |
| 2.0 mm | 977 402 094 3R |
|        | 977 402 094 3  |
| 2.5 mm | 977 402 594 3  |
|        | 977 402 594 3R |
| 3.0 mm | 977 403 094 3  |
|        | 977 403 094 3R |
| 3.5 mm | 977 403 594 3R |
|        | 977 403 594 3  |
| 4.0 mm | 977 404 094 3  |
|        | 977 404 094 3R |
| 4.5 mm | 977 404 594 3R |
|        | 977 404 594 3  |
| 5.0 mm | 977 405 094 3  |
|        | 977 405 094 3R |
| 6.0 mm | 977 406 094 3  |
|        | 977 406 094 3R |
| 7.0 mm | 977 407 094 3  |
|        | 977 407 094 3R |
| 8.0 mm | 977 408 094 3  |
|        | 977 408 094 3R |

|   |  |                     |                                    |                                      |  |
|---|--|---------------------|------------------------------------|--------------------------------------|--|
| Würth Elektronik eiSos GmbH & Co. KG<br>EMC & Inductive Solutions<br><br>Max-Eyth-Str. 1<br>74638 Waldenburg<br>Germany<br>Tel. +49 (0) 79 42 945 - 0<br><br>www.we-online.com<br>eiSos@we-online.com |  | CREATED<br>DaMa     | CHECKED<br>SKI                     | GENERAL TOLERANCE<br>DIN ISO 2768-1m | PROJECTION METHOD<br> |
| DESCRIPTION<br><b>WA-SMST SMD Steel Spacer with through hole Ø2.25</b>  |  |                     | ORDER CODE<br><b>977 404 594 3</b> |                                      |  |
|    |  | REVISION<br>001.000 | STATUS<br>Valid                    | DATE<br>2016-09-23                   | BUSINESS UNIT<br>eiCan   |
|   |  |                     |                                    | PAGE<br>2/5                          |  |

### Classification Reflow Profile for SMT components:



### Classification Reflow Soldering Profile:

| Profile Feature  |                     | Value             |
|--|---------------------|-------------------|
| Preheat Temperature Min <sup>1)</sup>                              | $T_{s \text{ min}}$ | 150 °C            |
| Preheat Temperature Max  | $T_{s \text{ max}}$ | 200 °C            |
| Preheat Time $t_s$ from $T_{s \text{ min}}$ to $T_{s \text{ max}}$ | $t_s$               | 60 - 120 seconds  |
| Ramp-up Rate ( $T_L$ to $T_p$ )                                    |                     | 3 °C/ second max. |
| Liquidous Temperature  | $T_L$               | 217 °C            |
| Time $t_L$ maintained above $T_L$                                  | $t_L$               | 60 - 150 seconds  |
| Peak package body temperature                                      | $T_p$               | see table         |
| Time within 5°C of actual peak temperature                         | $t_p$               | 20 - 30 seconds   |
| Ramp-down Rate ( $T_L$ to $T_p$ )                                  |                     | 6 °C/ second max. |
| Time 25°C to peak temperature                                      |                     | 8 minutes max.    |

<sup>1)</sup> refer to IPC/JEDEC J-STD-020D  
refer to IPC/ JEDEC J-STD-020E

### Package Classification Reflow Temperature:

| Properties  | Volume mm <sup>3</sup><br><350 | Volume mm <sup>3</sup><br>350-2000 | Volume mm <sup>3</sup><br>>2000 |
|---|--------------------------------|------------------------------------|---------------------------------|
| PB-Free Assembly   Package Thickness < 1.6 mm <sup>1)</sup> | 260 °C                         | 260 °C                             | 260 °C                          |
| PB-Free Assembly   Package Thickness 1.6 mm - 2.5 mm        | 260 °C                         | 250 °C                             | 245 °C                          |
| PB-Free Assembly   Package Thickness ≥ 2.5 mm               | 250 °C                         | 245 °C                             | 245 °C                          |

<sup>1)</sup> refer to IPC/JEDEC J-STD-020D  
refer to IPC/ JEDEC J-STD-020E

Würth Elektronik eiSos GmbH & Co. KG  
EMC & Inductive Solutions

Max-Eyth-Str. 1  
74638 Waldenburg  
Germany  
Tel. +49 (0) 79 42 945 - 0

www.we-online.com  
eiSos@we-online.com



|  |                 |                                      |                        |
|--|-----------------|--------------------------------------|------------------------|
| CREATED<br>DaMa  | CHECKED<br>SKI  | GENERAL TOLERANCE<br>DIN ISO 2768-1m | PROJECTION METHOD<br>  |
| DESCRIPTION<br><b>WA-SMST SMD Steel Spacer with through hole Ø2.25</b> |                 | ORDER CODE<br><b>977 404 594 3</b>   |                        |
| REVISION<br>001.000  | STATUS<br>Valid | DATE<br>2016-09-23                   | BUSINESS UNIT<br>eiCan |
|  |                 | PAGE<br>3/5                          |                        |

## Cautions and Warnings:

The following conditions apply to all goods within the product series of WA-SMST of Würth Elektronik eiSos GmbH & Co. KG:

### General:



All recommendations according to the general technical specifications of the data-sheet have to be complied with.

The responsibility for the applicability of customer specific products and use in a particular customer design is always within the authority of the customer. All technical specifications for standard products do also apply for customer specific products.

### Product Specific:

Follow all instructions in the datasheet, especially:

- The solder profile has to be complied with according to the technical reflow soldering specification, otherwise no warranty will be sustained. Surface discoloration due to reflow processing is permitted.
- Wave soldering is not applicable. Reflow soldering is recommended.
- All products shall be used before the end of the period of 12 months based on the product date-code, if not a 100% solderability can't be ensured.
- The maximum permissible torques must be complied with to prevent mechanical destruction of the elements and PCB.

|  |  |                 |                                      |  |             |
|--|--|-----------------|--------------------------------------|--|-------------|
| Würth Elektronik eiSos GmbH & Co. KG<br>EMC & Inductive Solutions<br><br>Max-Eyth-Str. 1<br>74638 Waldenburg<br>Germany<br>Tel. +49 (0) 79 42 945 - 0<br><br>www.we-online.com<br>eiSos@we-online.com<br><br> | CREATED<br>DaMa  | CHECKED<br>SKI  | GENERAL TOLERANCE<br>DIN ISO 2768-1m | PROJECTION METHOD<br> |             |
|  | DESCRIPTION<br><b>WA-SMST SMD Steel Spacer with through hole Ø2.25</b> |                 |                                      | ORDER CODE<br><b>977 404 594 3</b>   |             |
|  | REVISION<br>001.000  | STATUS<br>Valid | DATE<br>2016-09-23                   | BUSINESS UNIT<br>eiCan   | PAGE<br>4/5 |

## Important Notes

**The following conditions apply to all goods within the product range of Würth Elektronik eiSos GmbH & Co. KG:**

### 1. General Customer Responsibility

Some goods within the product range of Würth Elektronik eiSos GmbH & Co. KG contain statements regarding general suitability for certain application areas. These statements about suitability are based on our knowledge and experience of typical requirements concerning the areas, serve as general guidance and cannot be estimated as binding statements about the suitability for a customer application. The responsibility for the applicability and use in a particular customer design is always solely within the authority of the customer. Due to this fact it is up to the customer to evaluate, where appropriate to investigate and decide whether the device with the specific product characteristics described in the product specification is valid and suitable for the respective customer application or not.

### 2. Customer Responsibility related to Specific, in particular Safety-Relevant Applications

It has to be clearly pointed out that the possibility of a malfunction of electronic components or failure before the end of the usual lifetime cannot be completely eliminated in the current state of the art, even if the products are operated within the range of the specifications. In certain customer applications requiring a very high level of safety and especially in customer applications in which the malfunction or failure of an electronic component could endanger human life or health it must be ensured by most advanced technological aid of suitable design of the customer application that no injury or damage is caused to third parties in the event of malfunction or failure of an electronic component. Therefore, customer is cautioned to verify that data sheets are current before placing orders. The current data sheets can be downloaded at [www.we-online.com](http://www.we-online.com).

### 3. Best Care and Attention

Any product-specific notes, cautions and warnings must be strictly observed. Any disregard will result in the loss of warranty.

### 4. Customer Support for Product Specifications

Some products within the product range may contain substances which are subject to restrictions in certain jurisdictions in order to serve specific technical requirements. Necessary information is available on request. In this case the field sales engineer or the internal sales person in charge should be contacted who will be happy to support in this matter.

### 5. Product R&D

Due to constant product improvement product specifications may change from time to time. As a standard reporting procedure of the Product Change Notification (PCN) according to the JEDEC-Standard inform about minor and major changes. In case of further queries regarding the PCN, the field sales engineer or the internal sales person in charge should be contacted. The basic responsibility of the customer as per Section 1 and 2 remains unaffected.

### 6. Product Life Cycle



Due to technical progress and economical evaluation we also reserve the right to discontinue production and delivery of products. As a standard reporting procedure of the Product Termination Notification (PTN) according to the JEDEC-Standard we will inform at an early stage about inevitable product discontinuance. According to this we cannot guarantee that all products within our product range will always be available. Therefore it needs to be verified with the field sales engineer or the internal sales person in charge about the current product availability expectancy before or when the product for application design-in disposal is considered. The approach named above does not apply in the case of individual agreements deviating from the foregoing for customer-specific products.

### 7. Property Rights

All the rights for contractual products produced by Würth Elektronik eiSos GmbH & Co. KG on the basis of ideas, development contracts as well as models or templates that are subject to copyright, patent or commercial protection supplied to the customer will remain with Würth Elektronik eiSos GmbH & Co. KG. Würth Elektronik eiSos GmbH & Co. KG does not warrant or represent that any license, either expressed or implied, is granted under any patent right, copyright, mask work right, or other intellectual property right relating to any combination, application, or process in which Würth Elektronik eiSos GmbH & Co. KG components or services are used.

### 8. General Terms and Conditions

Unless otherwise agreed in individual contracts, all orders are subject to the current version of the "General Terms and Conditions of Würth Elektronik eiSos Group", last version available at [www.we-online.com](http://www.we-online.com).

|  |  |                 |                                      |  |             |
|--|--|-----------------|--------------------------------------|--|-------------|
| Würth Elektronik eiSos GmbH & Co. KG<br>EMC & Inductive Solutions<br><br>Max-Eyth-Str. 1<br>74638 Waldenburg<br>Germany<br>Tel. +49 (0) 79 42 945 - 0<br><br><a href="http://www.we-online.com">www.we-online.com</a><br><a href="mailto:eiSos@we-online.com">eiSos@we-online.com</a><br><br> | CREATED<br>DaMa  | CHECKED<br>SKI  | GENERAL TOLERANCE<br>DIN ISO 2768-1m | PROJECTION METHOD<br> |             |
|  | DESCRIPTION<br><b>WA-SMST SMD Steel Spacer with through hole Ø2.25</b> |                 |                                      | ORDER CODE<br><b>977 404 594 3</b>   |             |
|  | REVISION<br>001.000  | STATUS<br>Valid | DATE<br>2016-09-23                   | BUSINESS UNIT<br>eiCan   | PAGE<br>5/5 |