


1A, 400V - 1000V Glass Passivated Bridge Rectifiers

FEATURES

- Ideal for printed circuit board
- Reliable low cost construction utilizing molded plastic technique
- High surge current capability
- Halogen-free according to IEC 61249-2-21
- Compliant to RoHS Directive 2011/65/EU and in accordance to WEEE 2002/96/EC



MECHANICAL DATA

Case: Molded plastic body

Molding compound, UL flammability classification rating 94V-0

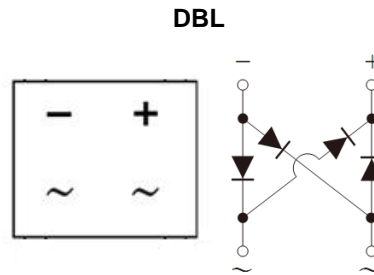
Packing code with suffix "G" means green compound (halogen-free)

Terminal: Matte tin plated leads, solderable per J-STD-002

Meet JESD 201 class 1A whisker test

Polarity: Polarity as marked on the body

Weight: 0.36 g (approximately)



MAXIMUM RATINGS AND ELECTRICAL CHARACTERISTICS ($T_A=25^\circ\text{C}$ unless otherwise noted)						
PARAMETER	SYMBOL	DBL104G-T	DBL105G-T	DBL106G-T	DBL107G-T	UNIT
Maximum repetitive peak reverse voltage	V_{RRM}	400	600	800	1000	V
Maximum RMS voltage	V_{RMS}	280	420	560	700	V
Maximum DC blocking voltage	V_{DC}	400	600	800	1000	V
Maximum average forward rectified current	$I_{F(AV)}$	1				A
Peak forward surge current, 8.3 ms single half sine-wave superimposed on rated load	I_{FSM}	40		30		A
Rating for fusing ($t < 8.3\text{ms}$)	I^2t	6.64		3.37		A^2s
Maximum instantaneous forward voltage (Note 1) $I_F = 1\text{ A}$	V_F	1.1				V
Maximum reverse current @ rated V_R $T_J = 25^\circ\text{C}$ $T_J = 125^\circ\text{C}$	I_R	2 500				μA
Typical junction capacitance Per Leg (Note 2)	C_J	25				pF
Typical thermal resistance	$R_{\theta JL}$ $R_{\theta JA}$	15 40				$^\circ\text{C}/\text{W}$
Operating junction temperature range	T_J	- 55 to +150				$^\circ\text{C}$
Storage temperature range	T_{STG}	- 55 to +150				$^\circ\text{C}$

Note 1: Pulse Test with $PW=300\mu\text{s}$, 1% Duty Cycle

Note 2: Measure at 1.0MHz and Applied Reverse Voltage of 4.0 Volts D.C.

ORDERING INFORMATION				
PART NO.	PACKING CODE	PACKING CODE SUFFIX	PACKAGE	PACKING
DBL10XG-T (Note 1)	CB	G	DBL	50 / TUBE

Note 1: "x" defines voltage from 400V (DBL104G-T) to 1000V (DBL107G-T)

Note 2: All series with green compound

EXAMPLE				
EXAMPLE P/N	PART NO.	PACKING CODE	PACKING CODE SUFFIX	DESCRIPTION
DBL107G-T CBG	DBL107G-T	CB	G	Green compound

RATINGS AND CHARACTERISTICS CURVES

($T_A=25^\circ\text{C}$ unless otherwise noted)

FIG. 1 FORWARD CURRENT DERATING CURVE

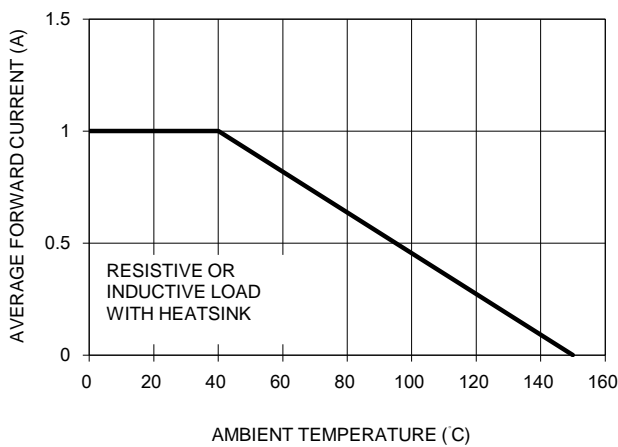


FIG. 2 TYPICAL REVERSE CHARACTERISTICS

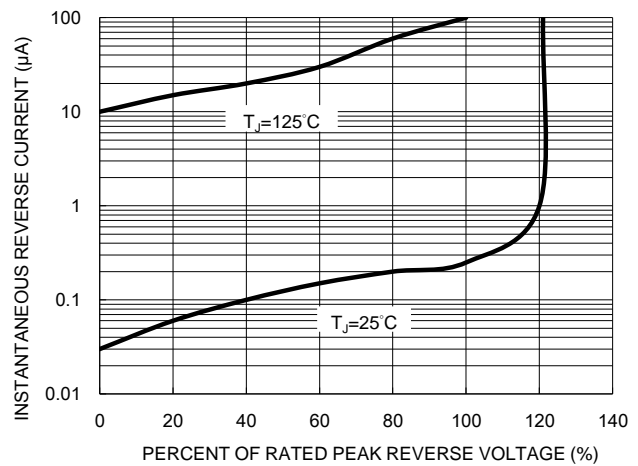


FIG. 3 MAXIMUM NON-REPETITIVE FORWARD SURGE CURRENT

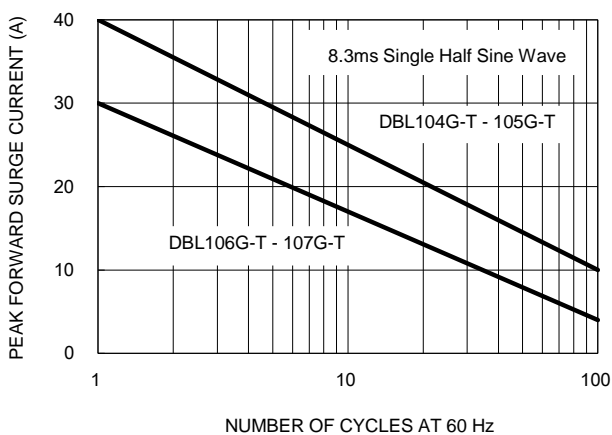


FIG. 4 TYPICAL FORWARD CHARACTERISTICS

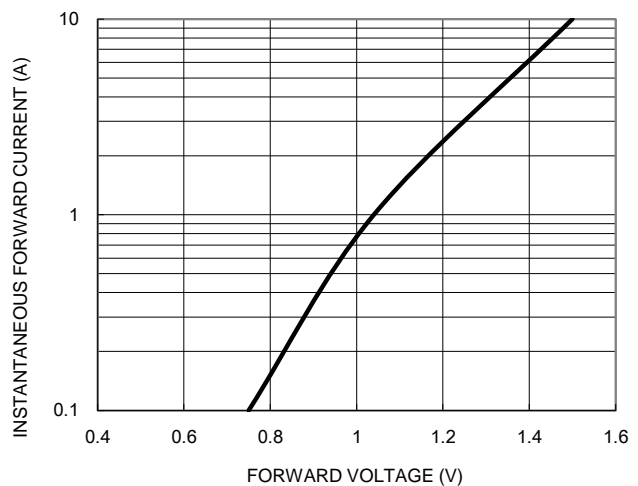
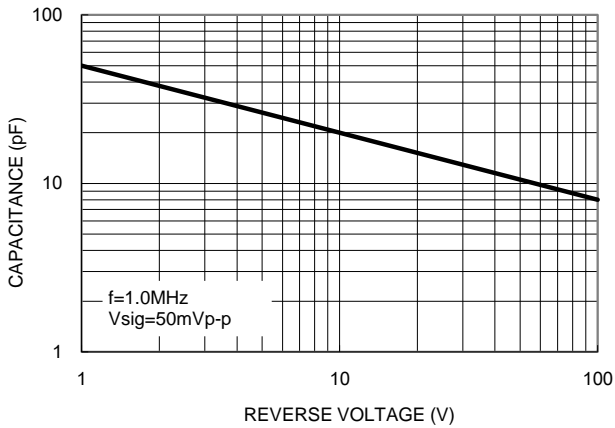
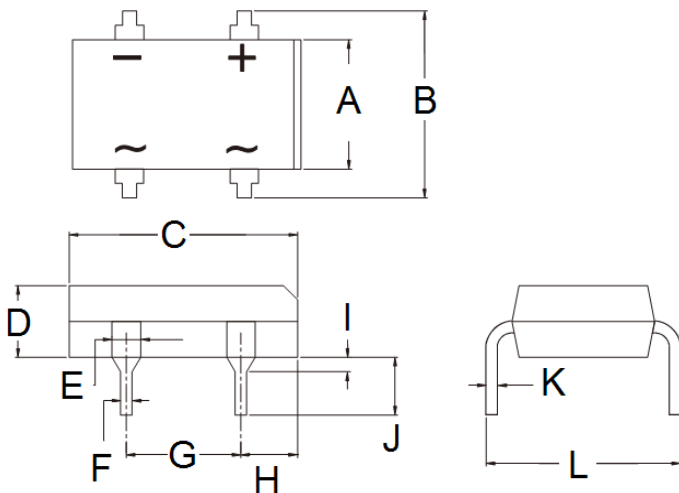


FIG. 5 TYPICAL JUNCTION CAPACITANCE



PACKAGE OUTLINE DIMENSIONS

DBL



DIM.	Unit (mm)		Unit (inch)	
	Min	Max	Min	Max
A	6.20	6.50	0.244	0.256
B	7.24	8.00	0.285	0.315
C	8.12	8.51	0.320	0.335
D	2.35	2.60	0.093	0.102
E	0.89	1.14	0.035	0.045
F	0.46	0.58	0.018	0.023
G	5.00	5.20	0.197	0.205
H	1.39	1.90	0.055	0.075
I	1.27	2.03	0.050	0.080
J	3.81	4.69	0.150	0.185
K	0.22	0.33	0.009	0.013
L	7.60	8.90	0.299	0.350

MARKING DIAGRAM



- P/N = Specific Device Code
- G = Green Compound
- YW = Date Code
- F = Factory Code

Notice

Specifications of the products displayed herein are subject to change without notice. TSC or anyone on its behalf, assumes no responsibility or liability for any errors or inaccuracies.

Information contained herein is intended to provide a product description only. No license, express or implied, to any intellectual property rights is granted by this document. Except as provided in TSC's terms and conditions of sale for such products, TSC assumes no liability whatsoever, and disclaims any express or implied warranty, relating to sale and/or use of TSC products including liability or warranties relating to fitness for a particular purpose, merchantability, or infringement of any patent, copyright, or other intellectual property right.

The products shown herein are not designed for use in medical, life-saving, or life-sustaining applications. Customers using or selling these products for use in such applications do so at their own risk and agree to fully indemnify TSC for any damages resulting from such improper use or sale.