



YENYO

PL5018GP(N) THRU PL5030GP(N)

Polyimide Passivated Auto Rectifier

**Voltage Range 16 to 28 V
Current 50 Ampere**

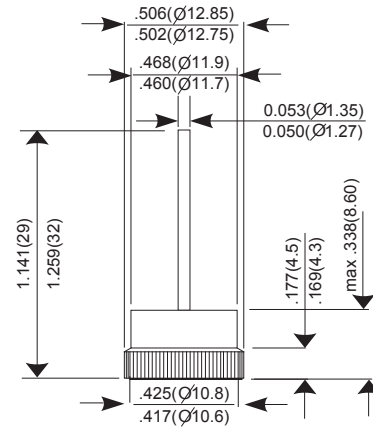
Features

- ★ Low forward voltage drop
- ★ High current capability
- ★ High reliability
- ★ High surge current capability

Mechanical Data

- ★ Case: OFC Heat Sink
- ★ Encap: Epoxy Sealed Rated
UL94V-0
- ★ Weight: 6.70 gram

PRESS-FIT



Ring color	
50A(P)	white
50A(N)	blue

Dimensions in inches and (millimeters)

MAXIMUM RATINGS AND ELECTRICAL CHARACTERISTICS

Rating at 25°C ambient temperature unless otherwise specified.

PARAMTER	SYMBOL	PL5018GP(N)	PL5020GP(N)	PL5030GP(N)	UNIT
Maximum Peak Repetitive Reverse Voltage@Irrm=100mA	VRRM	19-24	24-32	34-45	V
Maximum RMS Voltage	VRMS	16	20	28	V
Maximum DC Blocking Voltage(TA=25°C)	VB	16	20	28	V
Maximum Average Forward Current Io@Tc=150°C 60 Hz, resistive or inductive load	I(AV)	50			A
Peak Forward Surge Current, 8.3ms single Half sine-wave superimposed on rated load (JEDEC method)	IFSM	600			A
Maximum Inst. Forward Voltage Drop, IF at 100Amp	VF	1.2			V
Maximum DC Reverse Current (VB)@TJ=25°C At Rated DC Blocking Voltage (VB)@TJ=175°C	IR	1 150			uA uA
Operating Junction and Storage Temperature Range	TJ, TSTG	-40 to +175			°C

RATINGS AND CHARACTERISTIC CURVES PL5018GP(N) THRU PL5030GP(N)

FIG.1 - FORWARD CURRENT DERATING CURVE

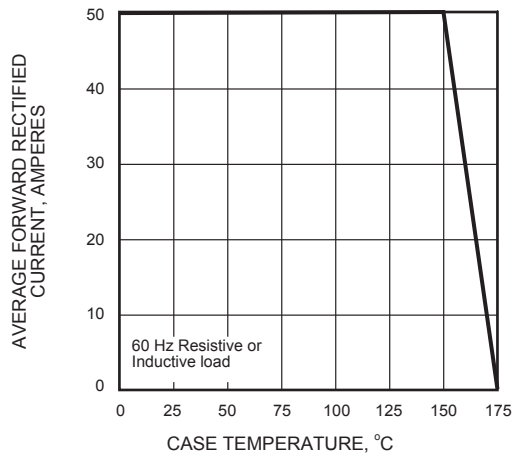


FIG.2 - MAXIMUM NON-REPETITIVE PEAK FORWARD SURGE CURRENT

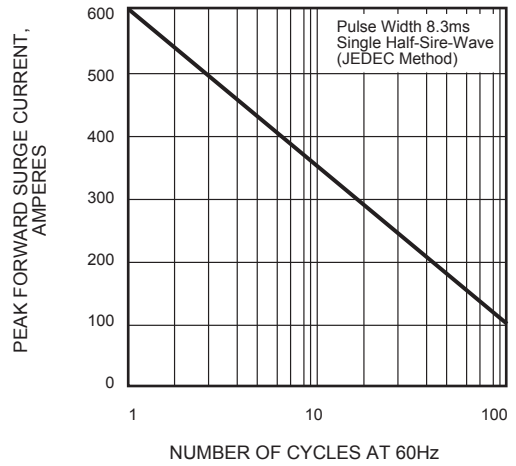


FIG.3 - TYPICAL INSTANTANEOUS FORWARD CHARACTERISTICS

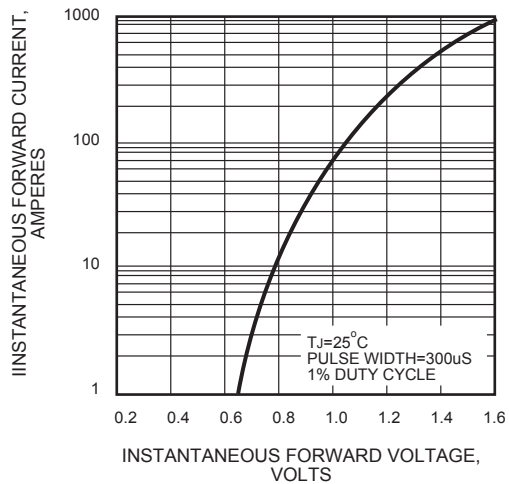


FIG.4 - TYPICAL REVERSE CHARACTERISTICS

