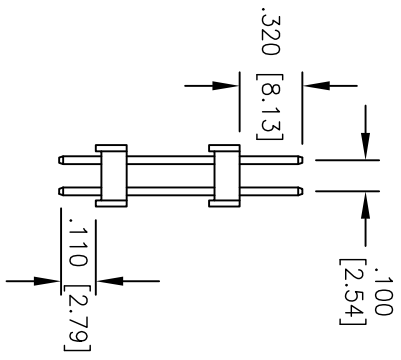
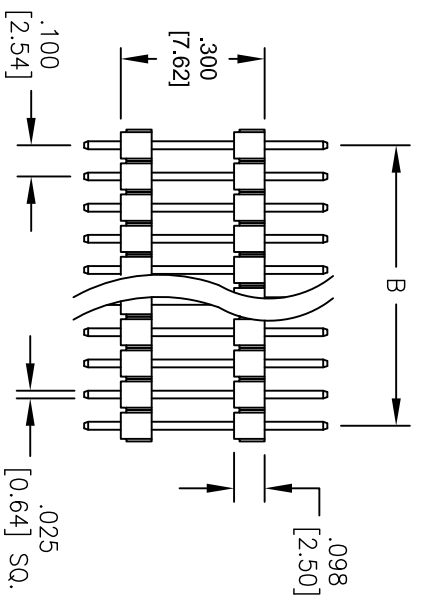
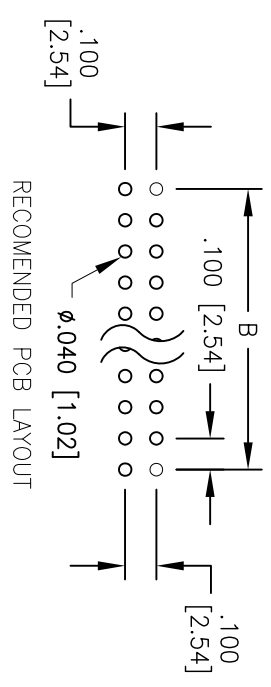
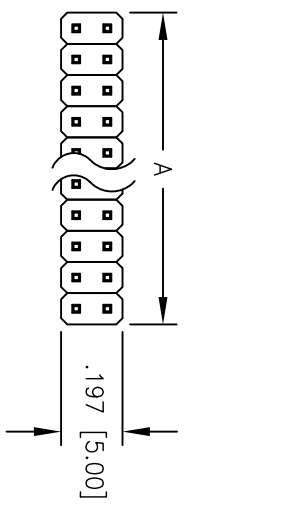


Rev	AWO #	Description	Date	Appr
-		RELEASED	7/23/10	

APPROVED: \_\_\_\_\_  
 DATE: \_\_\_\_\_ TITLE: \_\_\_\_\_



A = .100" [2.54] x No. of positions  
 B = .100" [2.54] x No. of spaces

**SPECIFICATIONS:**

**Material:**  
 Insulator: PBT, glass reinforced, rated UL 94V-0  
 Insulator color: Black  
 Contacts: Brass  
 Plating:  
 Gold Flash over Nickel underplate on mating side, Tin over Copper underplate on solder tails

**Electrical:**  
 Operating voltage: 250 VAC max  
 Current rating: 3 Amp max  
 Contact resistance: 20 mohms max.  
 Insulation resistance: 5000 Mohms min @ 500 VDC  
 Dielectric withstanding voltage: 500 VAC for 1 minute  
 Temperature Rating:  
 Operating temperature: -40°C to +105°C  
 Environmental:  
 Lead free, RoHS compliant.  
 Recommended soldering temp: 235° for 5 sec.

**ADAM TECH**

909 Rahway Avenue, Union, NJ 07083  
 Phone: 908-687-5000 Fax: 908-687-5710

TITLE: STACKED PIN HEADER, .100 PITCH  
 DUAL ROW, PCB

UNLESS OTHERWISE SPECIFIED ALL DIMENSIONS ARE INCHES [MM]	
TOLERANCES: EXCEPT AS NOTED	
INCHES	HOLES
.X ± .10	± .10
.XX ± .020	± .015
.XXX ± .015	± .010
APPROVALS	
DRAWN	DATE
AY	7/23/10
CHECKED	
AH	7/23/10
APPROVED	

SIZE	PART NO.	REV.
X	DPH-2-XX-SG-320/.110/.300	-
REF:	S00069T	SHEET 1 OF 1

