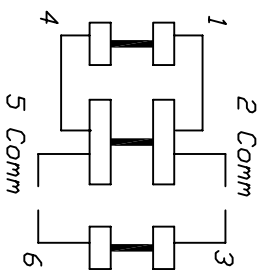
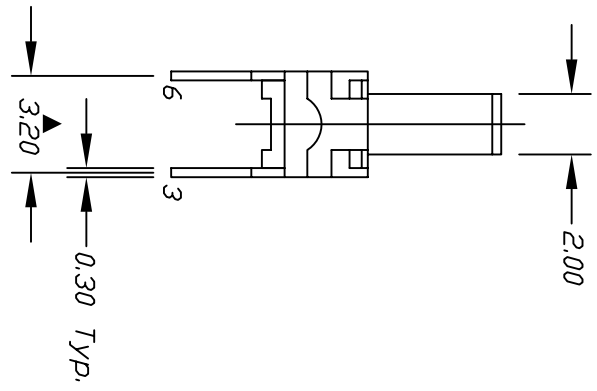
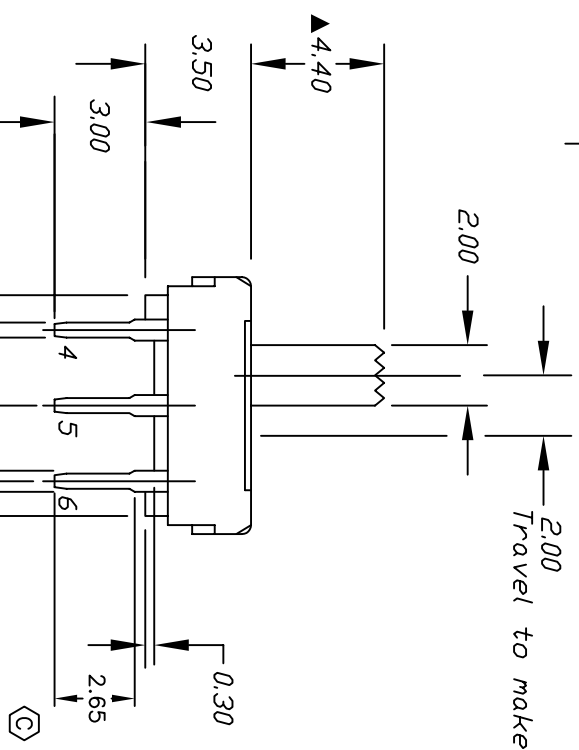


KNOB DETAIL
SCALE 8:1

RECOMMEND P.C.B. HOLES



▲CIRCUIT: SPDT
CONTACT CONFIGURATION

- NOTES:
1. ALL DIMENSIONS IN MM [INCH]
 2. GENERAL TOLERANCE: X.X=±0.4
X.XX=±0.25
 3. TERM. NOS. FOR REFERENCE ONLY.
 4. OPERATING FORCE: 200±150gf
 5. RATING: DC 30V@ 0.3A
 6. ▲DENOTES MAJOR DIMENSIONS.
 7. 2002/95/EC (ROHS) COMPLIANT

D	17302	UPDATED NOTES	5/17/07	TN
C	13592	2.65 WAS 1.70, UPDATE STANDARDS	11/11/03	AR
B		REVISED & REDRAWN	8/6/97	
REV.	ECN No.	DESCRIPTION	DATE	CHKD

TITLE		EG1271A -SPDT NON-SHORTING		
SCALE	DATE	DR	DWG	REV
4:1	5/17/07	TN	P040047	D



THE INFORMATION CONTAINED IN THIS DOCUMENT IS PROPRIETARY TO E-SWITCH AND IS NOT TO BE COPIED OR TRANSFERRED