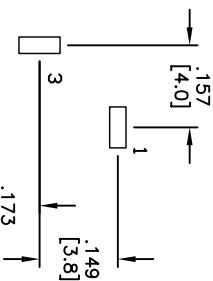


Rev	AWO #	Description	Date	Appr
-		RELEASED	11/28/05	

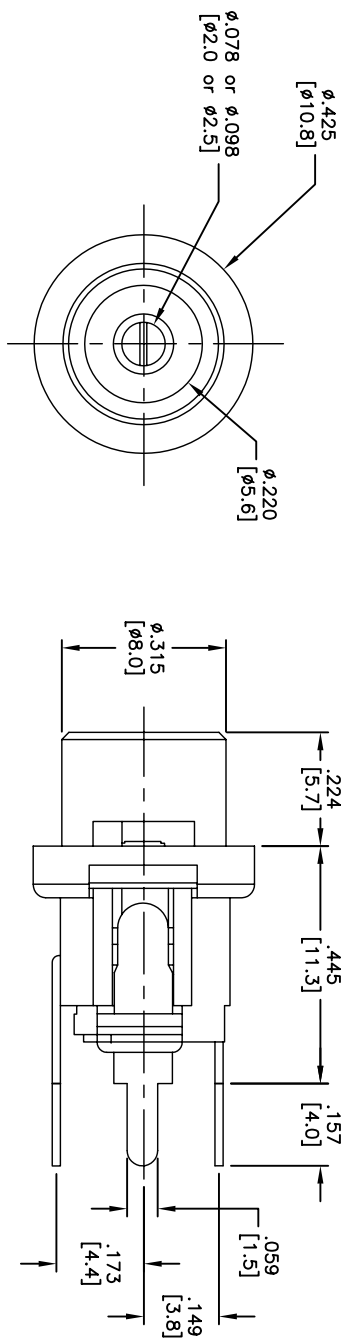
APPROVED: _____
 DATE: _____ TITLE: _____



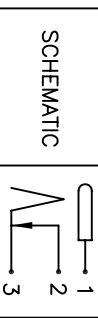
RECOMMENDED
PCB LAYOUT

1
2
3

.079 X .031
[2.00 X 0.8]
3 PLCS



PART NO.	CENTER PIN DIA.
ADC-027-1-PC	2.0mm
ADC-027-2-PC	2.5mm



SPECIFICATIONS:

Material: Insulator: PBT, Glass reinforced, rated UL 94V-0

Insulator color: Black

Center Pin: Brass, Nickel plated

Contacts: Copper Alloy, Nickel plated

Electrical: Operating voltage: 12 VDC max.

Current rating: 5 Amp max.

Contact resistance: 30 mohms max. initial

Insulation resistance: 100 Mohms min.

Dielectric withstanding voltage: 500 VAC for 1 minute

Temperature Rating: Operating temperature: -25°C to +70°C

Environmental:

Lead free, RoHS compliant.

Recommended soldering temp: 235 for 5 sec.



UNLESS OTHERWISE SPECIFIED
 ALL DIMENSIONS ARE INCHES [MM]
 TOLERANCES: EXCEPT AS NOTED
 INCHES Holes ±.10
 .XX ±.020 ØXXX ±.015
 .XXX ±.015 ØXXX ±.010

APPROVALS

DATE	
------	--

DRAWN SS 11/28/05

CHECKED

APPROVED

ADAM TECH

909 Rahway Avenue, Union, NJ 07083
 Phone: 908-687-5000 Fax: 908-687-5710

TITLE: DC POWER JACK, VERTICAL, PANEL MOUNT

SIZE	PART NO.	REV.
X	ADC-027-X-PC	-

SCALE: NTS SHEET 1 OF 1