



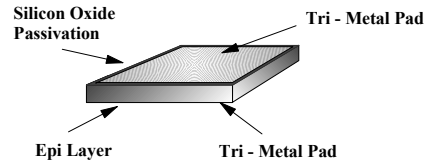
**Transys  
Electronics  
LIMITED**

**RZD2524-W - 25 Amp  
RZD3524-W - 35 Amp  
RZD5024-W - 50 Amp**  
Rectifier/Zener Automotive Die On Wafer

## Data Sheet

### Features

- \* Epi Layer for tight control of parameters
- \* Silicon oxide passivation for superior junction protection
- \* Visual to Mil Std 750C
- \* 100 % Tested
- \* Low Reverse Leakage
- \* Low Forward Voltage



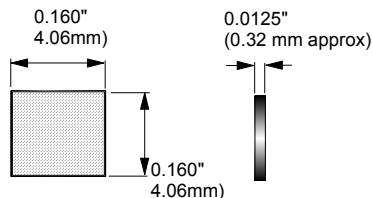
Characteristics at 25° c <small>(Unless stated otherwise)</small>	Maximum Forward Voltage	Reverse Breakdown Voltage	Maximum Reverse Leakage	Maximum Forward Current @ Ta = 150° c	Non Repetitive Peak Forward Surge Current	Outline
Type Number	V <sub>F</sub> Volt	V <sub>BR</sub> Volt	I <sub>R</sub> nA	I <sub>F (AVG)</sub> Amp	I <sub>FSM</sub> Amp	
RZD2524-W	1.05 @ 75A t = 300μS < 2% Duty Cycle	24 - 32 @ 100mA	200 @ VR = 20 Volt	25	400 @ 8.3mS single half wave. (Jedec Method)	1
RZD3524-W	1.05 @ 100A t = 300μS < 2% Duty Cycle	24 - 32 @ 100mA	200 @ VR = 20 Volt	35	600 @ 8.3mS single half wave. (Jedec Method)	2
RZD5024-W	1.05 @ 100A t = 300μS < 2% Duty Cycle	24 - 32 @ 100mA	200 @ VR = 20 Volt	50	800 @ 8.3mS single half wave. (Jedec Method)	3

Maximum Operating Temperature Range -65 to + 200 ° C  
Maximum Storage Temperature Range -65 to + 200 ° C

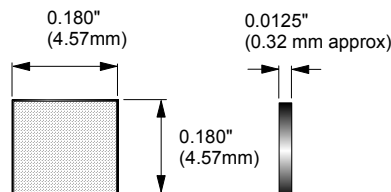
\* The characteristics above assume the die are assembled in industry standard packages using appropriate attach methods

## Mechanical Dimensions

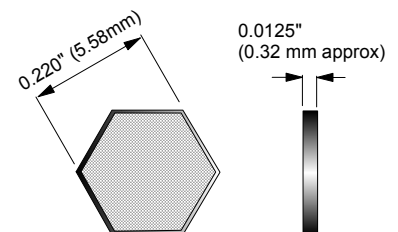
Outline 1



Outline 2



Outline 3



The information in this datasheet does not form part of any contract, quotation guarantee, warranty or representation, it has been produced in good faith and is believed to be accurate and may be changed without notice at anytime. Liability will not be accepted by Transys Electronics LTD for any consequences whatsoever in its use. This publication does not convey nor imply any license under patent or other intellectual/industrial property rights. The products within this specification are not designed for use in any life support apparatus whatsoever where malfunction can be reasonably expected to cause personal injury or death. Customers using these products in the aforementioned applications do so at their own risk and agree to fully indemnify Transys Electronics LTD for any damage/ legal fees either direct, incidental or consequential from this improper use or sale.



Transys Electronics LTD  
Birmingham UK.  
Email: [sales@transyselectronics.com](mailto:sales@transyselectronics.com)  
Website: [www.transyselectronics.com](http://www.transyselectronics.com)  
Tel: 44 (0) 121 776 6321  
Fax 44 (0) 121 776 6997

SCD0724-3