

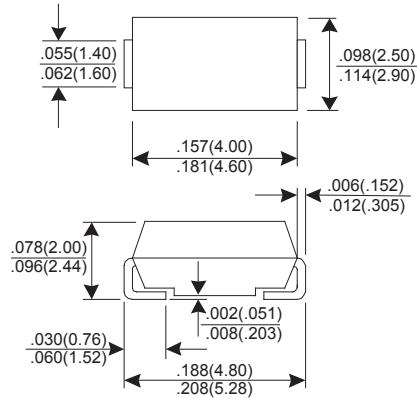
**HERS101~108G**

**Description**



**SMA**

**Mechanical Dimensions**



Dimensions in inches and (millimeters)

**Features**

- **HIGH SURGE CAPABILITY**
- **HIGH CURRENT CAPABILITY**
- **LOW FORWARD VOLTAGE DROP**
- **MEETS UL SPECIFICATION 94V-0**

Electrical Characteristics @ 25°C.	HERS101G~108G								Units
Maximum Ratings	01G	02G	03G	04G	05G	06G	07G	08G	
Peak Repetitive Reverse Voltage... $V_{RRM}$	50	100	200	300	400	600	800	1000	Volts
RMS Reverse Voltage... $V_{R(rms)}$	35	70	140	210	280	420	560	700	Volts
DC Blocking Voltage... $V_{DC}$	50	100	200	300	400	600	800	1000	Volts
Average Forward Rectified Current... $I_{F(av)}$ $T_A = 55^\circ C$					1.0				Amps
Non-Repetitive Peak Forward Surge Current... $I_{FSM}$ @ Rated Current & Temp					30				Amps
Forward Voltage @ 1.0A... $V_f$	1.0		1.3		1.3		1.7		Volts
DC Reverse Current... $I_R$ @ Rated DC Blocking Voltage					5.0				$\mu$ Amps
					50				$\mu$ Amps
Typical Junction Capacitance... $C_j$ (Note 1)					50				pF
Typical Reverse Recovery Time... $t_{RR}$ (Note 2)	50		75		75		75		nS
Operating & Storage Temperature Range... $T_J, T_{STRG}$	-65 to 150								°C

**Note: 1. Measured at 1.0MHZ and applied reverse voltage of 4.0V DC**

**2.Reverse Recovery Test Conditions IF=0.5A, IR=1.0A, Irr=0.25A**

FIG.1 - FORWARD CURRENT DERATING CURVE

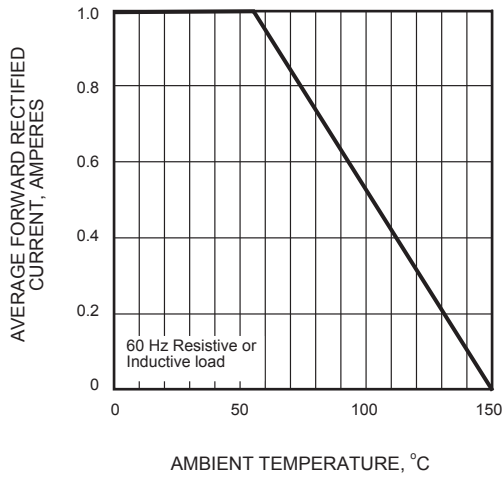


FIG.2 - MAXIMUM NON-REPETITIVE PEAK FORWARD SURGE CURRENT

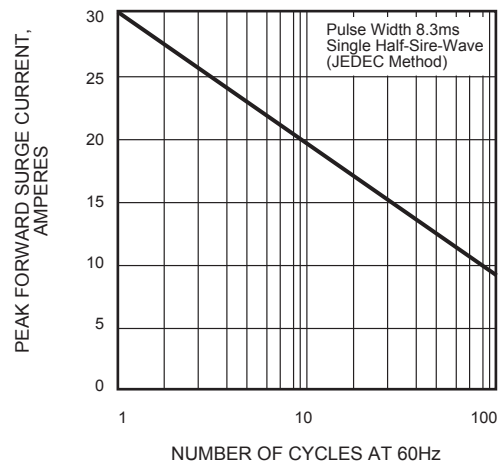


FIG.3 - TYPICAL INSTANTANEOUS FORWARD CHARACTERISTICS

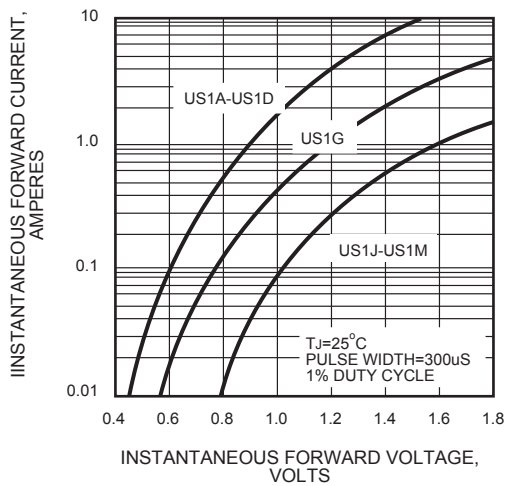


FIG.4 - TYPICAL REVERSE CHARACTERISTICS

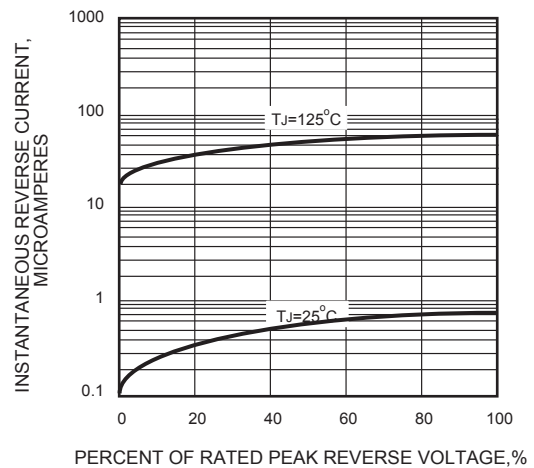


FIG.5 - TYPICAL JUNCTION CAPACITANCE

