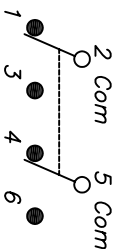


RECOMMENDED P.C.B. LAYOUT



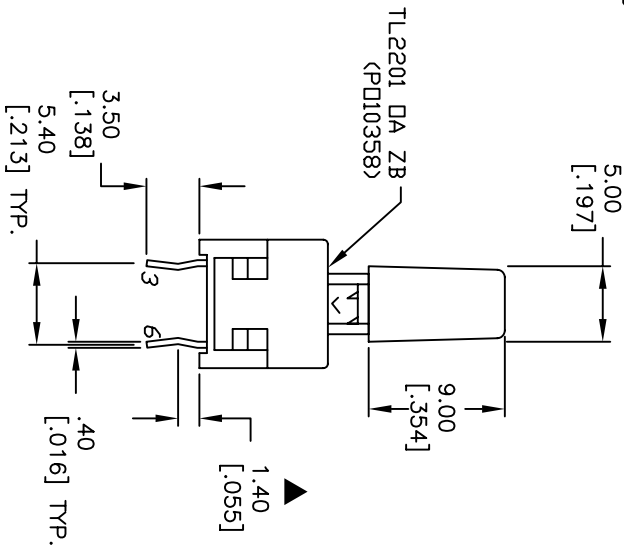
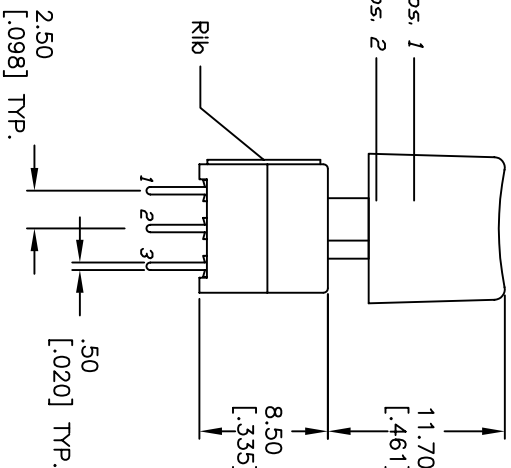
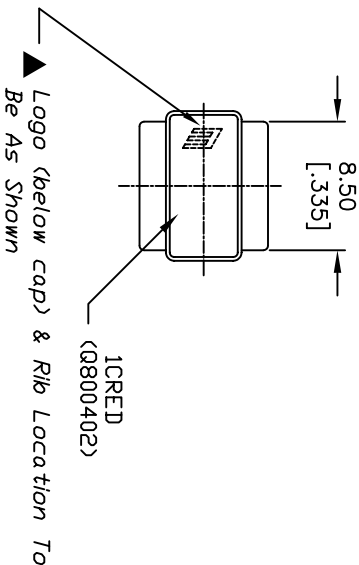
CIRCUIT: 2PDT

SWITCH FUNCTION	
PDS 1	PDS 2
2-1,5-4	2-3,5-6

() = Momentary

NOTES:

1. ALL DIMENSIONS IN MM [INCH]
2. GENERAL TOLERANCE: X.X=±0.4
X.XX=±0.25
3. TERM. NOS. FOR REF. ONLY
4. RATING: 0.1A @30V DC
LOCK=1.34±0.38
5. TRAVEL: TRAVEL:=2.50±0.38
6. OPERATING FORCE:180±50gf
7. CONTACT RESISTANCE: 50mILLI-Ohms MAX. Initially
8. ELECTRICAL LIFE (at Full Load):
10,000 Cycles Make & Break
9. DESIGNATE MAJOR FEATURE:
10. 2002/95/EC (ROHS) COMPLIANT



REV.	ECN No.	DESCRIPTION	DATE	CHKD
B	16997	A800402 TO Q800402	2/14/07	TN
A	13843	RELEASED FOR PRODUCTION	3/17/04	AR

TITLE	SCALE	DATE	DR	DWG	REV
TL2201DAZB1CRED	2:1	2/14/2007	TN	XP0265A	B

E-SWITCH

THE INFORMATION CONTAINED IN THIS DOCUMENT IS PROPRIETARY TO E-SWITCH AND IS NOT TO BE COPIED OR TRANSMITTED