
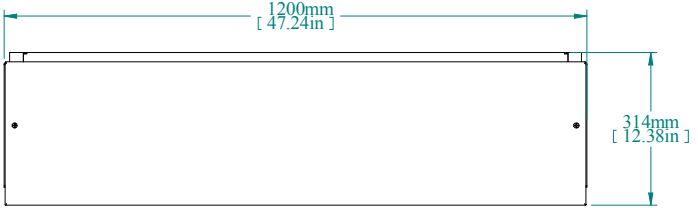


ISOMETRIC VIEW



594mm
[23.37in]


TOP VIEW



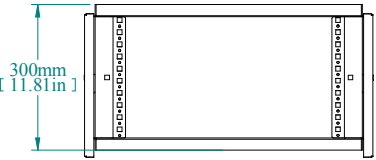
1200mm
[47.24in]

314mm
[12.38in]

FRONT VIEW



REAR VIEW



300mm
[11.81in]

L.S. VIEW

PART NUMBERS	
HTCM3126	PAINTED TEXTURED GRAY RAL 7035

NOTES
 Top Module consists of frame with removable front and rear panels
 See Hammond Website for Additional Accessories.

Data subject to change without notice. Isometric drawing not to scale.



**HAMMOND
 MANUFACTURING™**
 www.hammondmfg.com
 PART NO. HTCM3126