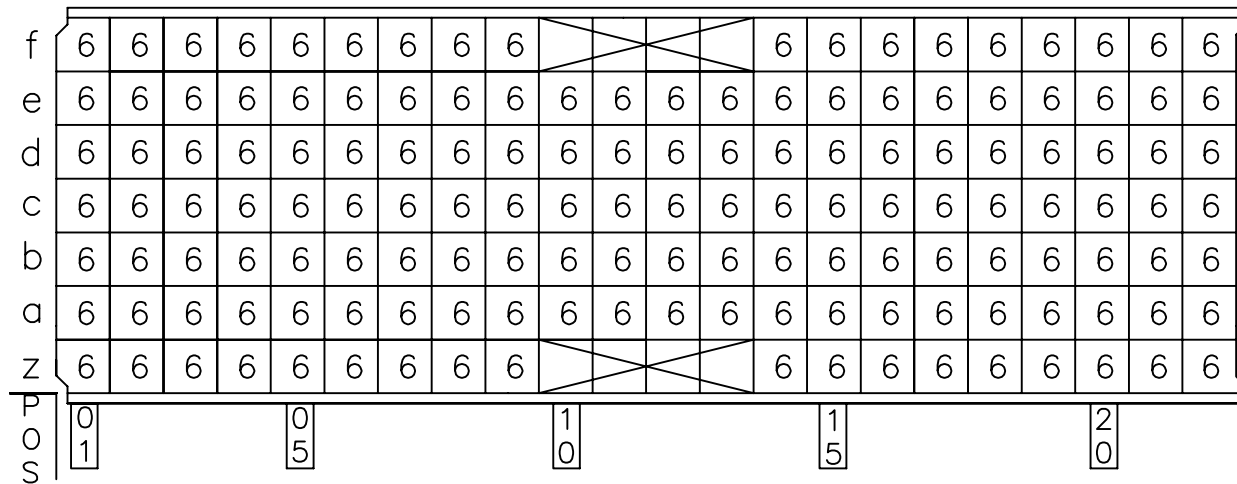
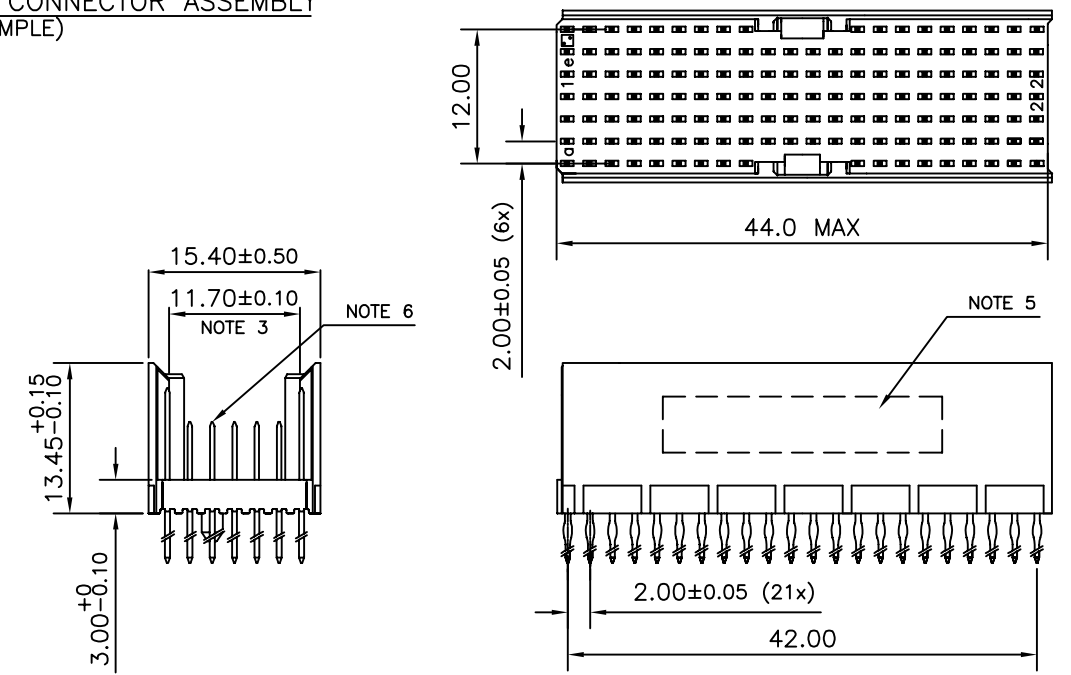


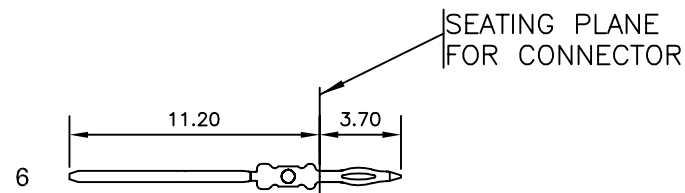
LOADING PATTERN MATING SIDE



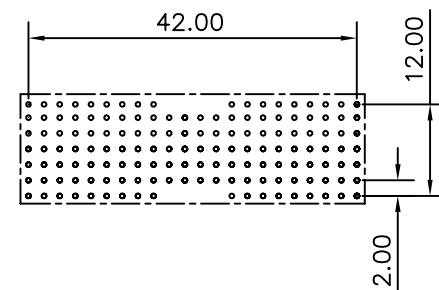
LOADED CONNECTOR ASSEMBLY (FOR EXAMPLE)



CONTACT OVERVIEW



LAY-OUT P.C.B.-HOLE



HM2P66PDH321 LEAD FREE INDICATOR : LF = LEAD FREE (DIGIT 15 & 16)

PLATING CODE (DIGIT 13 AND 14) (REF DRW NO. BS,C , 201844 , 003)

NOTES

- THIS PRODUCT IS CSA APPROVED.
- THIS PRODUCT IS UL RECOGNIZED.
- MEASURED AT THE BOTTOM.
- MATERIAL CONTACT: PHOSPHORBRONZE
HOUSING: CREAM WHITE GLASS FILLED POLYESTER UL-94V0
- CONNECTOR PRINTED WITH P/N AND DATE CODE.
- FOR ACTUAL CONTACT LOADINGS, SEE LOADING PATTERN MATING SIDE.
- SHAPE OF CONNECTOR HOUSING CAN ALTER DEPENDING ON PRODUCTION LOCATION
- THE PRODUCT (LF) MEETS EUROPEAN UNION DIRECTIVES AND OTHER COUNTRY REGULATIONS AS DESCRIBED IN GS-22-008
- FOR RECOMMENDED PTH DIMENSIONS REFER DRAWING : BS, A , 201572 , 001

CATALOG NO: HM2P66PDH321----

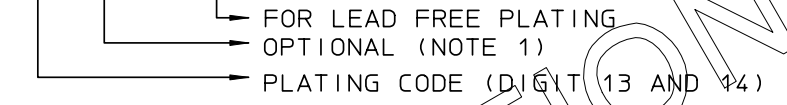
mat'l. code SEE NOTE 4		surface ISO 1302 ✓	tolerance ISO 406 ISO 1101	projection MM	product family MILLIPACS
ltr	ecn no	dr	date	title	
A	105-0160	MINI	2005-09-09	MPACS 5+2R STR HDR PF CONN TYPE AB 22 POS.	
B	105-0099	MINI	2005-07-15		
angles		linear			
0°±1°					
dr		MINI K VANDANATH	2005-09-09	dwg no	
enr		BIJU K PAUL	2005-09-09	sheet 1 of 1	
chr		BIJU K PAUL	2005-07-15	size	
appd		BIJU K PAUL	2005-07-15	A3	
sheet index		revision	B	type	
		sheet	1	Product Customer Drawing	

GEN. ST.	01	02	03	04	05	06	07	08	0D	50	60	70	80	90																	
INT. ST.	10	11	12	13	14	18	20	31	32	33	34	38	39	40	42	43	44	45	46	48	56	70	72	73	75	76	81	82	83	84	88

REV.	DATE	DESCRIPTION	BY	C'K'D'
D	2005-06-01	105-0083	ALEX B	BKP
E	2006-08-03	106-0119	ALEX B	BKP
F	2007-04-11	107-0049	ALEX B	BKP
G	2007-05-17	107-0058	ALEX B	BKP

MILLIPACS : CONTACT PLATING CODE OVERVIEW

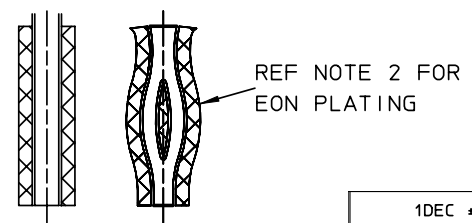
HM2---P------(L-)(LF)



PLATING CODE	DESCRIPTION	PERFORMANCE
L9	MALE CONN.: SHORT / WIRE WRAP CONT. FEMALE CONNECTOR	TELCORDIA UE
E9	MALE CONN.: SHORT / WIRE WRAP CONT. FEMALE CONNECTOR	PERFORMANCE LEVEL 1 (500 mating cycles)
N9	MALE CONN.: SHORT / WIRE WRAP CONT. FEMALE CONNECTOR	PERFORMANCE LEVEL 2 (250 mating cycles)/ TELCORDIA CO
Z1	MALE CONN.: SHORT / WIRE WRAP CONT. FEMALE CONNECTOR	PERFORMANCE LEVEL 3 (50 mating cycles)
GE	MALE CONN.: REAR PLUG-UP CONTACTS	TELCORDIA UE
GL	MALE CONN.: REAR PLUG-UP CONTACTS	PERFORMANCE LEVEL 1 (500 mating cycles)
GF	MALE CONN.: REAR PLUG-UP CONTACTS	PERFORMANCE LEVEL 2 (250 mating cycles)/ TELCORDIA CO
GC	MALE CONN.: REAR PLUG-UP CONTACTS	PERFORMANCE LEVEL 3 (50 mating cycles)

NOTE :

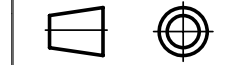
- 1) IN CASE OF STR HDR CONNECTORS :
EXTENSIONS CAN BE ADDED TO THE PLATING CODE IF LUBRICATED CONTACTS ARE REQUIRED
L : LUBRICATED
L1: LUBRICATED TO MEET TELCORDIA GR-1217 CORE REQUIREMENTS
- 2) PLATING AT EON AREA
LF : Sn MATT FINISH PLATING
ALL OTHER PART NOS : SnPb PLATING
- 3) FOR PRODUCT SPEC. REFER GS-12-203



1DEC ±0,2 2DEC ±0,1 ANGLES ±1°	APPR.	DATE	SIGN.	MPACS CONTACT PLATING OVERVIEW	
	DRAFT	2003-03-21	M.Fret	CAT. No. HM2---P------(L-)	
	CHECKED			www.fciconnect.com	
WE RESERVE THE RIGHT TO CHANGE DIMENSIONS OR REQUIREMENTS WITHOUT PRIOR NOTICE.	PROD. MGR.				SCALE
	PR. ENG. MGR.				
ALL DIMENSIONS IN MM	PR. MGT. MGR.				

THIS IS OUR EXCLUSIVE PROPERTY. IT IS NOT TO BE COPIED, REPRINTED OR DISCLOSED TO A THIRD PARTY, NOR USED FOR MANUFACTURING WITHOUT OUR WRITTEN CONSENT, AND HAS TO BE RETURNED TO US IN CASE OF NO USAGE

DIT IS ONZE EIGENDOM EN MAG NIET NAGEMAAKT, HERDRUKT, OVERGEMAAKT AAN DERDEN, NOCH VOOR FABRIKATIE GEBRUIKT WORDEN, ZONDER ONZE SCHRIFTELIJKE TOELATING. BIJ NIET GEBRUIK IS TERUGZENDING VERPLICHT.



REFERENCES