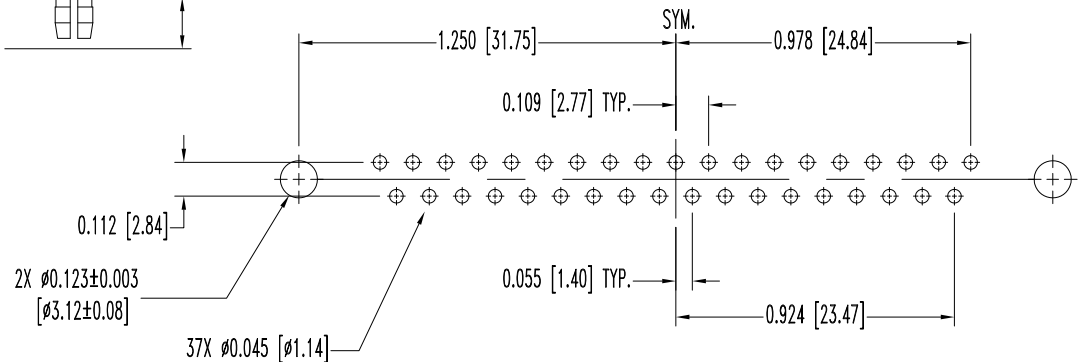
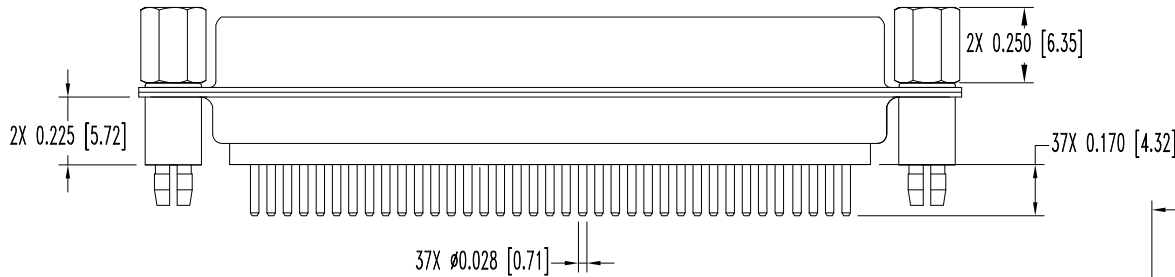
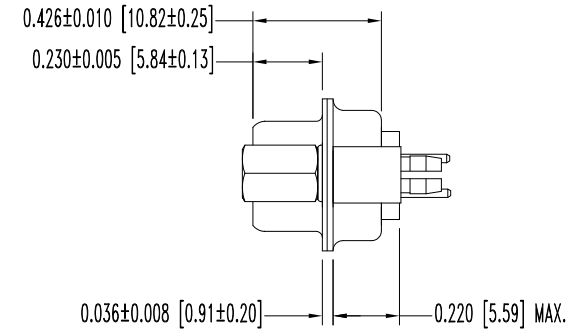



SK9983

THIS DRAWING CONTAINS INFORMATION PROPRIETARY TO POSITRONIC AND ITS SUBSIDIARIES. POSITRONIC BELIEVES THE DATA ON THIS DRAWING TO BE RELIABLE, SINCE THE TECHNICAL INFORMATION IS GIVEN FREE OF CHARGE, THE USER EMPLOY'S SUCH INFORMATION AT HIS OWN DISCRETION AND RISK. POSITRONIC ASSUMES NO RESPONSIBILITY FOR RESULTS OBTAINED OR DAMAGES INCURRED FROM USE OF SUCH INFORMATION IN WHOLE OR IN PART.

DATE	REV	REVISION RECORD	APP	DR	CK
11-14-08	NC	ECO 30268	RCW	YK	TK



- NOTES:
- MATERIALS AND FINISHES:  
 INSULATOR: GLASS FILLED DAP PRE ASTM-D-5948, SDG-F, UL94V-0, GREEN COLOR.  
 CONTACTS: PRECISION MACHINED BRASS, GOLD FLASH OVER NICKEL PLATE.  
 SHELLS: STEEL, ZINC PLATE WITH CHROMATE SEAL.  
 SWAGE SPACER WITH PUSH-ON FASTENERS: PHOSPHOR BRONZE WITH TIN PLATE.  
 JACKSCREWS: BRASS, ZINC PLATE WITH CHROMATE SEAL.
  - ELECTRICAL CHARACTERISTICS:  
 CONTACT CURRENT RATING: 7.5 AMPS, NOMINAL.  
 INITIAL CONTACT RESISTANCE: 0.005 OHMS MAXIMUM.  
 INSULATION RESISTANCE: 5 G OHMS.  
 WORKING VOLTAGE: 300 V r.m.s.
  - TEMPERATURE RANGE: -55°C TO +125°C.
  - CONNECTORS ARE ROHS COMPLIANT PER ROHS DIRECTIVE 2002/95/EC OF 27 JAN 2003.
  - DIMENSIONS ARE IN INCHES [MILLIMETERS].

CONTACT HOLE PATTERN

	<b>POSITRONIC INDUSTRIES INC.</b> www.connectpositronic.com		FSCM 28198
	DECIMAL TOL. ± 0.015 [0.38]	HDC SERIES	SCALE N.T.S.
ANGULAR TOL. ± 5°	DATE 11-14-08	DRAWING NUMBER SK9983	APPROVED BY R. WILLIAMS
TITLE HDC37M3S60T0/AA			
			REV. NC