

UTS Hi seal

SEALED UNMATED
MIL-DTL-26482
COMPATIBLE



Description

Dynamic IP68/IP69K - Waterproof connectors in mated and unmated condition

- UTS Hi seal connector is a range of light-weight industrial plastic circular connectors compatible with MIL-DTL-26482 connectors. It offers **Dynamic IP68/IP69K** water protection in **both mated & unmated conditions**.
- Available :
 - in 5 shell sizes,
 - up to 21 contact arrangements
 - with multiple polarization options.
- Connectors are standard supplied with preassembled handsolder contacts. For desolder or crimp contacts, please consult factory.

Applications

UTS Hi seal connector is suitable for a broad range of applications, such as

- Wet & submerged environments
- Instrumentation
- Meteorological measurement system
- Traffic control
- Videosurveillance
- Tunnel fans
- Water measurement

and there is more.

Benefits

Protection of electronics inside the equipments/boxes in case of maintenance, unmated conditions or cable damage

Fully intermateable and interchangeable with existing solutions

- Design based on MIL-DTL-26482 connectors or equivalents such as : BS 9522 F0017, NFC93422, HE301B, VG 95328.

Ideal for indoor / outdoor applications

- Dynamic IP68/69K water protection (during vibration and cable movements)
- Corrosion resistance

Operational safety - ESD

- Plastic shells

Rapid and secure locking system

- Bayonet connector

Suitable for overmoulding

- Sealed insulator and contacts

Respect for environment

- RoHS compliant

Visual identification


- Coloured rings



Sealed unmated

Corrosion-proof Plastic housing

MIL-DTL-26482 compatible



SOURIAU
Connection Technology

UTS Hi seal



Technical characteristics

Mechanical

- Durability 250 matings & unmatings
- Vibration resistance Per CEI 60512-4
- Thermal shock Per MIL-STD 1344 method 1003

Electrical

- Current per contact Size 16: 13A
Size 20: 7.5A
- Insulation resistance $\geq 5000 \text{ M}\Omega$ under 500Vcc at 25°C
- Test potential 500 V between contacts size 20
2300 V between contacts size 16
- Operating voltage 1500 Veff between contacts size 20
2300 Veff between contacts size 16 according to MIL-DTL-26482

Environmental

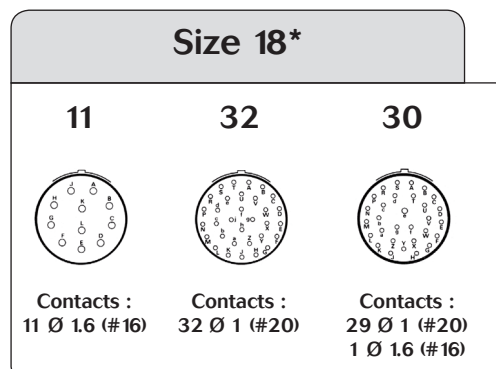
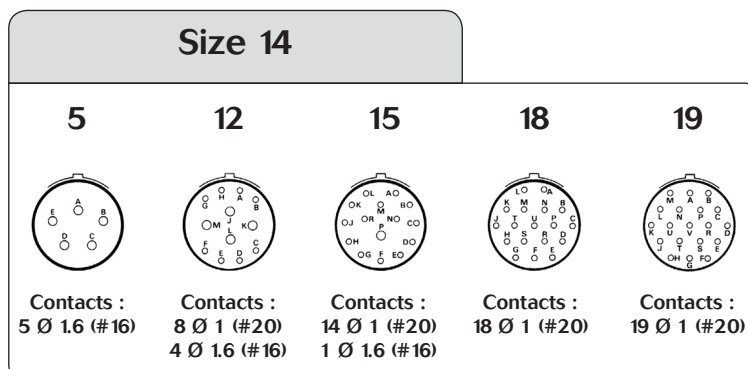
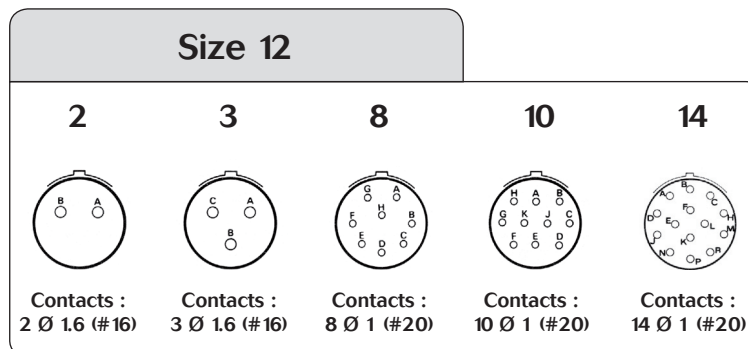
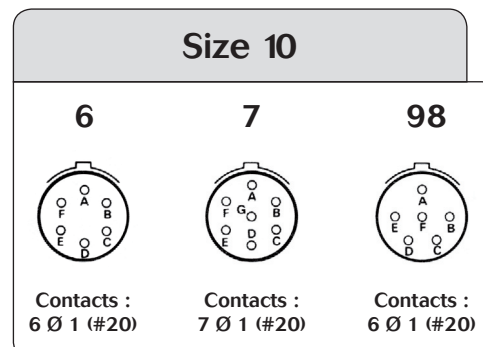
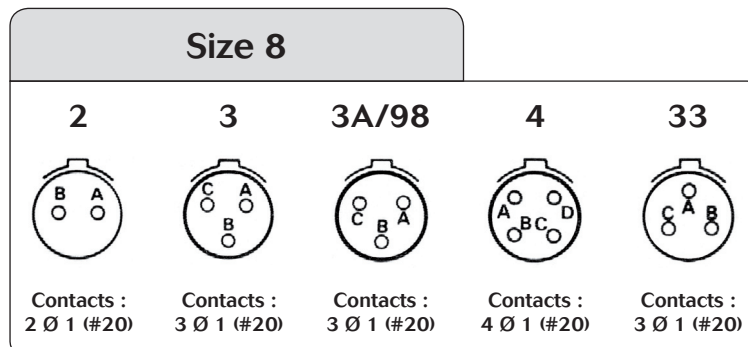
- Operating temperature -40°C to + 105°C
- Sealing (mated/unmated) Dynamic IP68 - under water for 1 week, 1 bar
Dynamic IP69K per DIN 40050 500 hours
- Salt spray 1000 hours per ISO4892
- UV resistance 1000 hours per ISO4892
- RoHS compliant & conform to the Chinese standard SJ/T1166-2006 (Chinese RoHS equivalent)

Material

- Housing + Backshell Thermoplastic UL94-V0
- Insert Elastomer
- Contacts Copper alloy - gold plated
Other platings on request



Contacts arrangements



* Please consult factory

UTS Hi seal

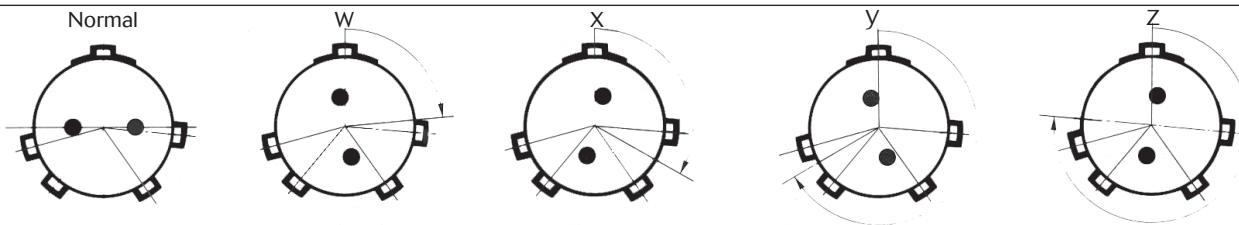


How to order

Connector family	UTS	7	-	8	E	2	P	-
	UTS	6	JC	8	E	2	S	-
Body variation								
6 = cable plug + backshell / 7 = jam nut receptacle / 0 = square flange receptacle								
Backshell : JC = backshell (only for plug)								
Shell size : 8, 10, 12, 14, 18								
Contact type								
E = Handsolder contacts / R = Crimp contacts* / D = PC tail contacts*								
Insert arrangement - see previous page								
Contact gender : P = Pin contacts / S = Socket contacts								
Insert rotation : No digit = Normal / W, X, Y, Z = Different orientations - see below								

* Please consult factory

Insert orientation* (viewed from front face of male insert)

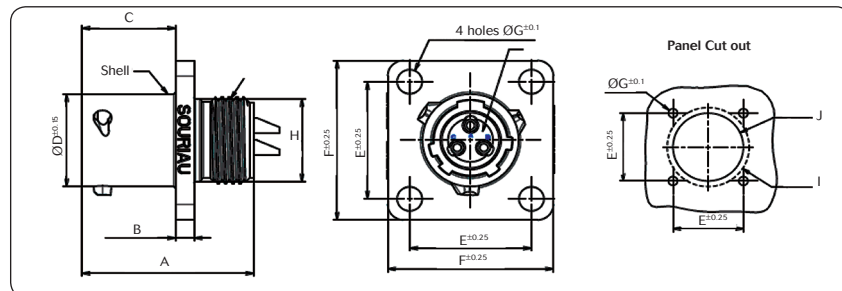


Angle in degree	Shell sizes																				
	8					10			12				14				18				
	Layouts					Layouts			Layouts				Layouts				Layouts				
	2	3	3A (98)*	4	33	6	7*	98	3	8	10	2	14*	5	12	15	18	19	11	32	30
W	58°	60°	60°	45°	90°	90°	90°	90°	-	90°	60°	-	45	40°	43°	17°	15°	30°	62°	85°	180°
X	122°	210°	210°	-	-	-	-	180°	-	112°	155°	-	-	92°	90°	110°	90°	165°	119°	138°	193°
Y	-	-	-	-	-	-	-	240°	180°	203°	270°	-	-	184°	-	155°	180°	315°	241°	222°	285°
Z	-	-	-	-	-	-	-	270°	-	292°	295°	-	-	273°	-	234°	270°	-	340°	265°	350°

* 8-98 layout, W and X non standard orientations / 10-7 & 12-14 layouts, X non standard orientation

Range presentation

Square flange receptacle with handsolder contacts



Part numbers		Shell size	A max.	B	C max.	Ø D	E	F	G	H	Ø I	Ø J
Male contact	Female contact											
UTSO 8E -- P	UTSO 8E -- S	8	21.50	2.30	11.70	11.92	15.10	20.55	3.20	10.67	14.50	11.50
UTSO 10E -- P	UTSO 10E -- S	10	21.50	2.30	11.50	14.93	18.30	23.80	3.20	14.30	17.80	15.10
UTSO 12E -- P	UTSO 12E -- S	12	21.50	2.30	11.50	19.00	20.60	26.20	3.20	17.50	22.20	18.20
UTSO 14E -- P	UTSO 14E -- S	14	21.50	2.30	11.50	22.17	23.00	28.60	3.20	20.70	25.50	21.4
UTSO 18E -- P*	UTSO 18E -- S*	18	21.50	2.50	11.50	28.52	27.00	33.30	3.20	27.00	31.80	27.80

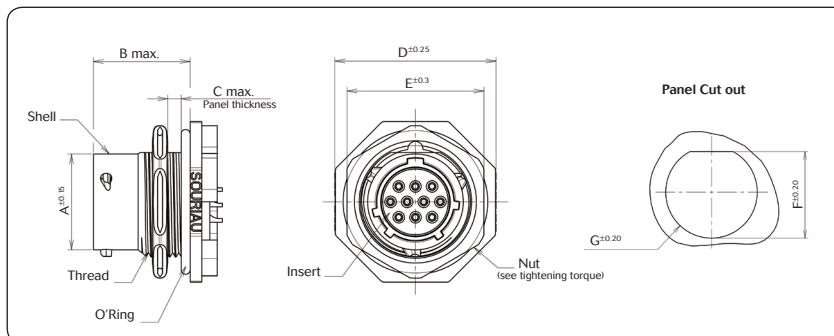
Note : all dimensions are in mm / * Please consult factory

UTS Hi seal

**SEALED UNMATED
MIL-DTL-26482
COMPATIBLE**

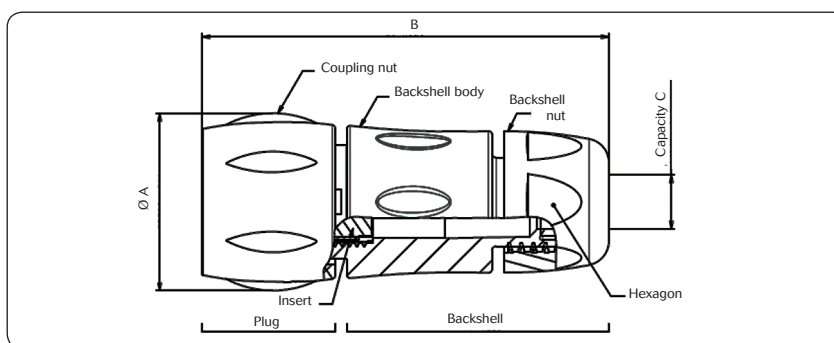


Jam nut receptacle with handsolder contacts



Part numbers		Shell size	Ø A	B max.	C max.	D	E	F	Ø G	Tightening torque
Male contact	Female contact									
UTS7 8E -- P	UTS7 8E -- S	8	12.00	19.30	3.20	24.00	19.30	13.75	14.60	2 Nm
UTS7 10E -- P	UTS7 10E -- S	10	14.90	19.30	3.20	27.00	22.20	16.50	17.70	3 Nm
UTS7 12E -- P	UTS7 12E -- S	12	19.00	19.30	3.20	31.80	27.00	21.20	22.50	4 Nm
UTS7 14E -- P	UTS7 14E -- S	14	22.20	19.30	3.20	34.90	30.20	24.30	25.70	5 Nm
UTS7 18E -- P*	UTS7 18E -- S*	18	28.50	19.30	3.20	41.30	36.60	30.60	32.00	5 Nm

Cable plug with handsolder contacts



Part numbers		Shell size	Ø A max.	B min.	Capacity C Standard seal	Capacity C Reducing seal	Hexagon
Male contact	Female contact						
UTS6 JC 8E -- P	UTS6 JC 8E -- S	8	22.50	50.00	2.5 / 6.5	1.5 / 5	16
UTS6 JC 10E -- P	UTS6 JC 10E -- S	10	26.70	63.20	2.5 / 8	1.5 / 5	18.5
UTS6 JC 12E -- P	UTS6 JC 12E -- S	12	30.15	66.70	5 / 12	3 / 9	24
UTS6 JC 14E -- P	UTS6 JC 14E -- S	14	35.10	71.50	7 / 14	5 / 12	26
UTS6 JC 18E -- P*	UTS6 JC 18E -- S*	18	42.00	81.30	9 / 18	7 / 16	33

Several accessories are available, please refer to the UTS catalogue.

For further information, visit our website www.souriau-industrial.com
or contact us at contactindustry@souriau.com

Note : all dimensions are in mm / * Please consult factory