

Features & Benefits

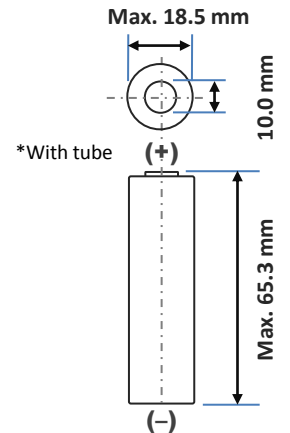
- Super high drain and high capacity model (High power & energy density)
- Long, stable power with a flat discharge voltage
- Ideal for power tools, E-bikes, and robotics.

Specifications

Rated capacity ⁽¹⁾	Min. 1950mAh
Capacity ⁽²⁾	Min. 1950mAh Typ. 2050mAh
Nominal voltage	3.6V
Charging	CC-CV, Std. 1370mA, 4.20V, 3.0 hrs
Weight (max.)	46.2 g
Temperature	Charge: 0 to +45°C Discharge: -20 to +60°C Storage: -20 to +50°C
Energy density ⁽³⁾	Volumetric: 413 Wh/l Gravimetric: 155 Wh/kg

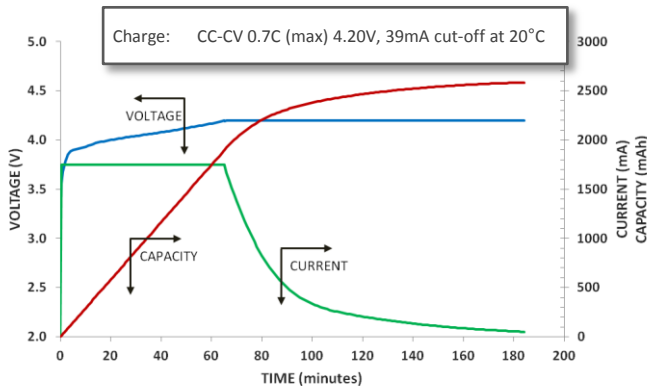
⁽¹⁾ At 20°C ⁽²⁾ At 25°C ⁽³⁾ Energy density based on bare cell dimensions

Dimensions



For Reference Only

Charge Characteristics

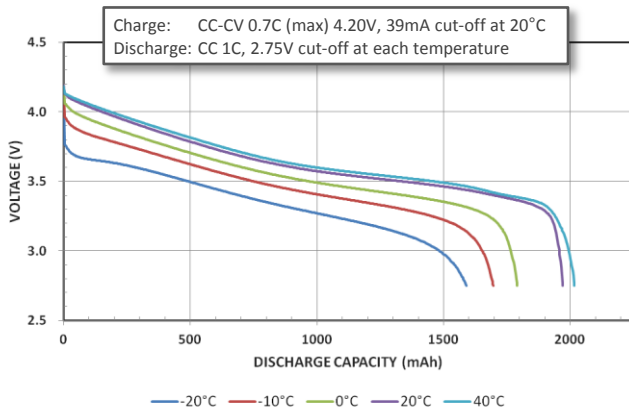


Cycle Life Characteristics

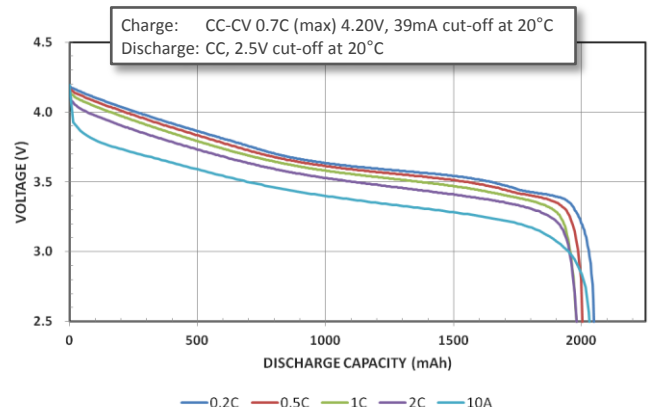
Charge: CC-CV 0.7C (max) 4.20V, 39mA cut-off at 20°C
Discharge: CC 1C, 2.75V cut-off at 20°C

Under Construction

Discharge Characteristics (by temperature)



Discharge Characteristics (by rate of discharge)



The data in this document is for descriptive purposes only and is not intended to make or imply any guarantee or warranty.