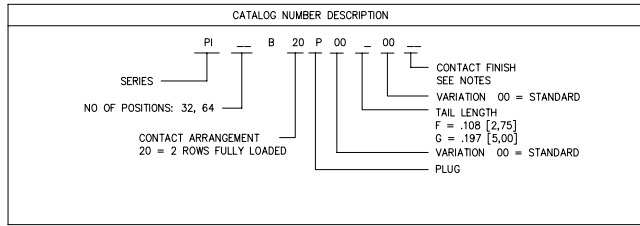


TABLE OF DIMENSIONS					
CATALOG NUMBER	NUMBER OF POSITIONS	A (MAX)	B	C ±.004 [0,10]	D
PI32B20P00_00_	32	2,126 54,00	1,900 48,26	1,760 44,70	1,500 38,10
PI64B20P00_00_	64	3,700 94,00	3,500 88,90	3,358 85,29	3,100 78,74



NOTES: UNLESS OTHERWISE SPECIFIED

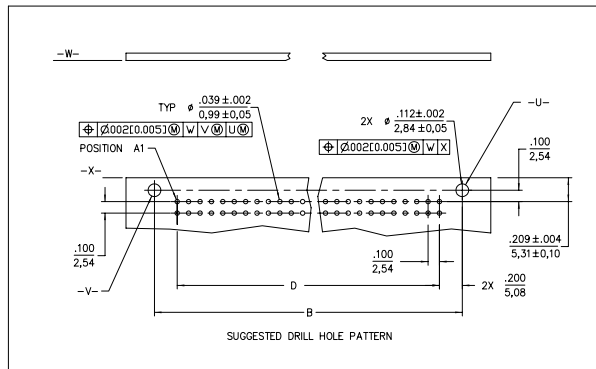
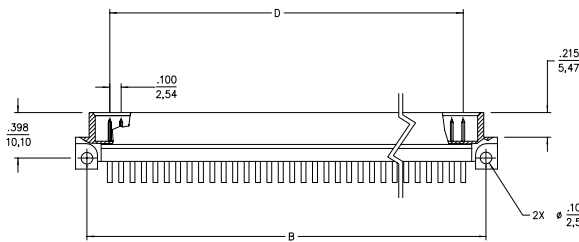
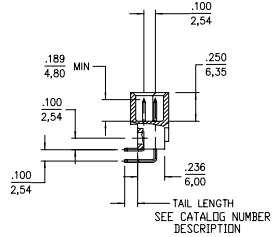
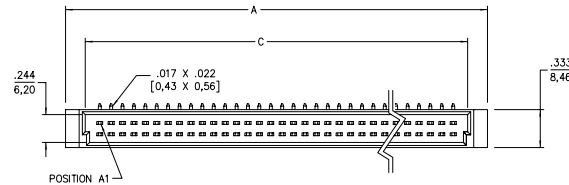
MATERIAL:

BODY - GLASS REINFORCED POLYESTER UL94V-0, COLOR - LIGHT GRAY  
CONTACTS - COPPER ALLOY

CONTACT FINISH:

N9 = 30 MICRONCHES [0,762 MICRONS] MIN GOLD IN CONTACT AREA  
100 MICRONCHES [2,54 MICRONS] MIN TIN/LEAD ALLOY ON CONTACT TAILS  
50 MICRONCHES [1,27 MICRONS] MIN NICKEL UNDERPLATE ALL OVER.

Z1 = 16 MICRONCHES [0,406 MICRONS] MIN GOLD IN CONTACT AREA  
100 MICRONCHES [2,54 MICRONS] MIN TIN/LEAD ALLOY ON CONTACT TAILS  
50 MICRONCHES [1,27 MICRONS] MIN NICKEL UNDERPLATE ALL OVER.



mat'l. code		surface ISO 1302 ✓		tolerance ISO 406 ISO 1101		projection INCH/MM		product family DIM	
ltr	ecn	no	dr	date		tolerances unless otherwise specified		title	
B	V20605	TAB	3/28/02	8/28/06		.XX±.01/.3		STANDAR TWO ROW ANGLE PLUG. TYPE B. 1/2 B	
C	M06-0330	AGS	8/28/06	angles	linear	.XXX±.005/.13		scale 2:1	
				0°±2'		.XXXX±.0020/.051		dwg no sheet 1 of 1 size	
				dr	JAT	4/20/95		SE96312 A3	
				enrg	JJK	5/16/95		type Product Customer Drawing	
				chr	JAT	4/17/95			
				appd	KM	11/03/95			
sheet index	revision sheet	C	1						