

Encoders

Environmentally Sealed Proximity Sensors

Fiber Optic Sensors

Infrared Sensors

Linear and Rotary Potentiometric Sensors

Liquid Level Sensors

Magnetic Position Sensors

Navigation and Compass Sensors

Potentiometers

Resolvers

Turbidity Sensors

Ultrasonic Sensors

VRS Aerospace Proximity Switches and Sensors

VRS Industrial Speed Sensors

> Literature

> 3010 Series General Purpose VRS Sensors

> 3015 Series General Purpose VRS Sensors

> 30X9 Series High Resolution VRS Sensors

> 304X Series High Resolution VRS Sensors

> 30X4 Series High Resolution VRS Sensors

> 3070/3090 Series Explosion Proof VRS Sensors

> 2015/2025/2030/2040 Series Molded VRS Sensors

> 3030 Series High Output VRS Sensors

> 3025 Series High Output VRS Sensors

> 3040 Series Power Output VRS Sensors

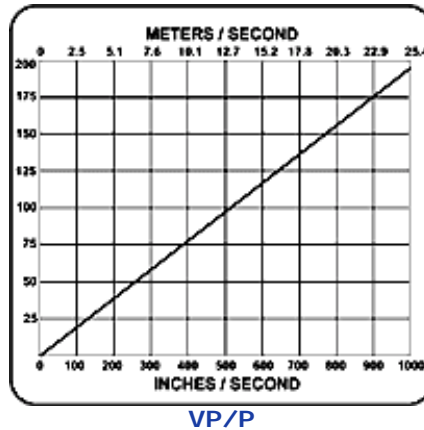
> MA230/MA240 Series Sealed Front-End VRS Sensors

3030 Series M16 [5/8 in] High Output VRS Sensors



For speed sensing applications where higher output voltages are needed. Performs best at low to medium speeds with medium to high impedance loads.

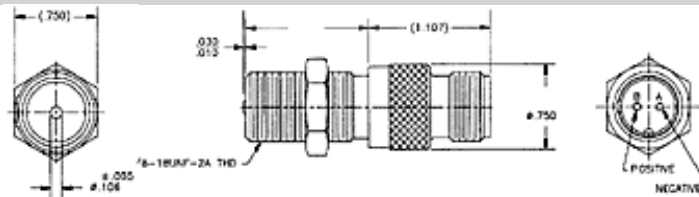
- Optimum Actuator: 20 DP (Module 1.27) Ferrous Metal Gear
- Test Condition: A



Specifications

Parameter	Value
Output Voltage	190V P-P min.
Coil Resistance	191 Ohm to 1200 Ohms
Pole Piece Diameter	2,69 mm [0.106 in]
Minimum Surface Speed	10 IPS (0.25 m/Sec.) Typical
Operating Temperature Range	-55 °C to 120 °C [-67 °F to 250 °F]
Inductance	450 mH max.
Gear Pitch Range	24 DP (Module 1.06) or Coarser
Maximum Operating Frequency	15 KHz Typical
Vibration	Meets Mil-Std 202F Method 204D

Sensors with 5/8-18 UNF-2A Mounting Thread*, MS3106 Connector



Dimensions

Part Number	Thread Length	Weight
3030AN	28 mm [1.1 in]	70 g [2.5 oz]
3030AN25	63 mm [2.5 in]	84 g [3.0 oz]
3030AN30	76 mm [3.0 in]	84 g [3.0 oz]
3030AN40	101 mm [4.0 in]	98 g [3.5 oz]
3030AN50	127 mm [5.0 in]	128 g [4.5 oz]

Part Number Search

Search the Sensing and Control Interactive Catalog.

Keyword Search

Search for product and support information.

→ Advanced Search

Download Technical Docs

> MA243HT Series
Sealed Front-End Hi-Temp Sensor

> MA215HT/MA315HT Series Sealed Front-End Hi-Temp VRS Sensors

> MA3055 Series Sealed Front-End Hi-Temp VRS Sensor

> 3042 Series Intrinsically Safe VRS Sensors

> 3042 Series Control Drawing

> 3050 Series Miniature VRS Sensors

> 3080 Series Sub Miniature VRS Sensor

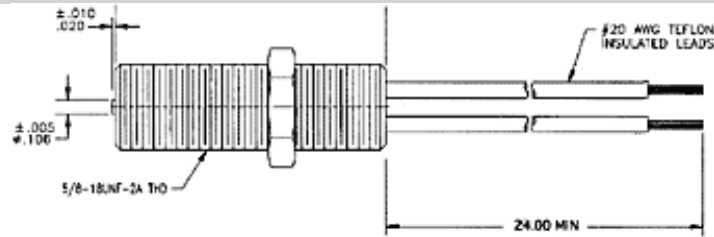
> 3015HTB Series High Temperature VRS Sensors

> Download VRS Calculator

Mates with 41010(VR) Connector or CA210 Cable Assembly.

* For M16 x 1.5 6g Mounting Thread Versions, add "M" as the first character of the model number.

Sensors with 5/8-18 UNF-2A Mounting Thread*, 24" (300 mm) Leads

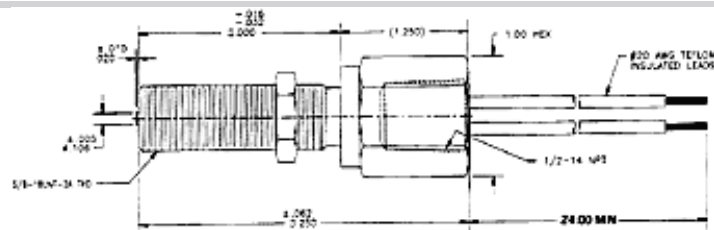


→ Dimensions

Part Number	Thread Length	Weight
3030S20	50 mm [2.0 in]	70 g [2.5 oz]
3030S30	76 mm [3.0 in]	84 g [3.0 oz]

* For M16 x 1.5 6g Mounting Thread Versions, add "M" as the first character of the model number.

Sensors with 5/8-18 UNF-2A Mounting Thread*, 1/2-14 NPT Conduit Mount, 300 mm [24 in] Leads

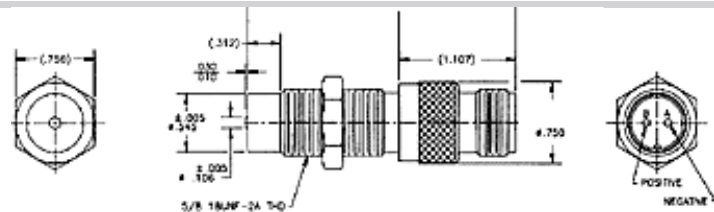


→ Dimensions

Part Number	Thread Length	Weight
3030H20	50 mm [2.0 in]	140 g [5.0 oz]

* For M16 x 1.5 6g Mounting Thread Versions, add "M" as the first character of the model number.

Sensors with 5/8-18 UNF-2A Mounting Thread*, MS3106 Connector, 7,9 mm [0.312 in] Thread Relief



→ Dimensions

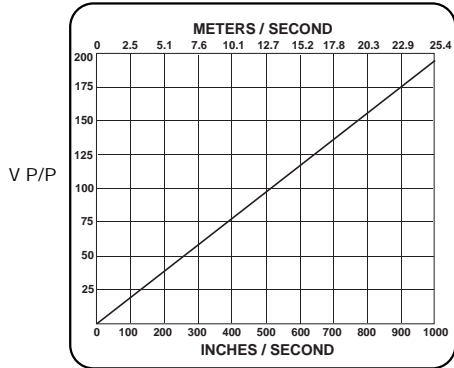
Part Number	Thread Length	Weight
3030A	1.4" (35 mm)	2.5 oz. (70 gr.)
3030A25	2.5" (63 mm)	3.0 oz. (84 gr.)

Mates with 41010(VR) Connector or CA210 Cable Assembly.


* For M16 x 1.5 6g Mounting Thread Versions, add "M" as the first character of the model number.

Quick Links

- Products & Applications
- Contact Us
- Request Free Literature



5/8 M16* 3030 SERIES HIGH OUTPUT VRS SENSORS



FOR SPEED SENSING APPLICATIONS WHERE HIGHER OUTPUT VOLTAGES ARE NEEDED.
PERFORMS BEST AT LOW TO MEDIUM SPEEDS WITH MEDIUM TO HIGH IMPEDANCE LOADS.

OPTIMUM ACTUATOR: 20 DP (Module 1.27) Ferrous Metal Gear

TEST CONDITION: A **VRS Tech Data**

GENERAL SPECIFICATIONS

OUTPUT VOLTAGE: 190V P-P min.
COIL RESISTANCE: 910 to 1200 OHMS
POLE PIECE DIA.: .106" (2.69mm)
MIN. SURFACE SPEED: 10 IPS (.25 m/Sec.) Typical

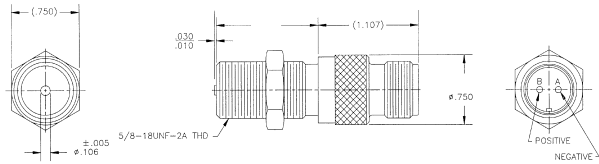
OPER. TEMP. RANGE: -67 to 250F (-55 to 120C)
INDUCTANCE: 450 mH max.
GEAR PITCH RANGE: 24 DP (Module 1.06) or Coarser
MAX. OPER. FREQ.: 15 KHz Typical

VIBRATION: Meets Mil-Std 202F Method 204D

SENSORS WITH 5/8-18 UNF-2A MOUNTING THREAD*, MS3106 CONNECTOR

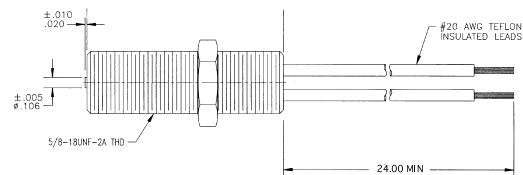
MODEL	THREAD LENGTH	WEIGHT
3030AN	1.1" (28 mm)	2.5 oz. (70 gr.)
3030AN25	2.5" (63 mm)	3.0 oz. (84 gr.)
3030AN30	3.0" (76 mm)	3.0 oz. (84 gr.)
3030AN40	4.0" (101 mm)	3.5 oz. (98 gr.)
3030AN50	5.0" (127 mm)	4.5 oz. (128 gr.)

Mates with 41010(VR) Connector or CA210 Cable Assembly



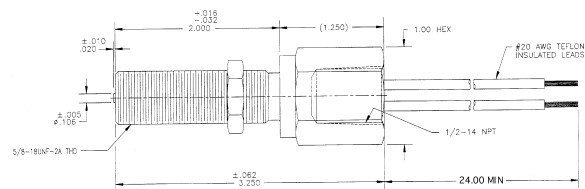
SENSORS WITH 5/8-18 UNF-2A MOUNTING THREAD*, 24" (300 mm) LEADS

MODEL	THREAD LENGTH	WEIGHT
3030S20	2.0" (50 mm)	2.5 oz. (70 gr.)
3030S30	3.0" (76 mm)	3.0 oz. (84 gr.)



SENSORS WITH 5/8-18 UNF-2A MOUNTING THREAD*, 1/2-14 NPT CONDUIT MOUNT, 24" (300 mm) LEADS

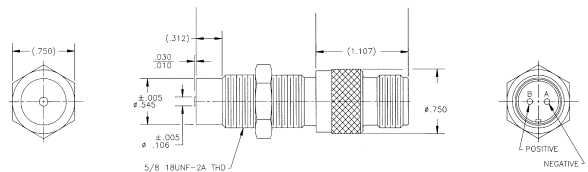
MODEL	THREAD LENGTH	WEIGHT
3030H20	2.0" (50 mm)	5.0 oz. (140 gr.)



SENSORS WITH 5/8-18 UNF-2A MOUNTING THREAD*, MS3106 CONNECTOR, .312" THREAD RELIEF

MODEL	THREAD LENGTH	WEIGHT
3030A	1.4" (35 mm)	2.5 oz. (70 gr.)
3030A25	2.5" (63 mm)	3.0 oz. (84 gr.)

Mates with 41010(VR) Connector or CA210 Cable Assembly



*For M16 x 1.5 6g Mounting Thread Versions, add "M" as the first character of the model number.
Contact Invensys/Electro for availability and pricing.

Invensys Sensor Systems / Electro Corporation, U.S.A.

Tel. 941-355-8411

www.speed-position.invensys.com

Fax 941-355-3120



ISO
9001

Certificate Number: FM37434