

BNC HIGH VOLTAGE SERIES



**SPECIALTY
CONNECTOR CO., INC.**

This series is also known as the MHV series. It has the appearance of the BNC series but will not mate with the BNC's. It is designed to operate at 5000 Volts and is weatherproof. They have a non-constant impedance and are generally used below 50 MHZ.

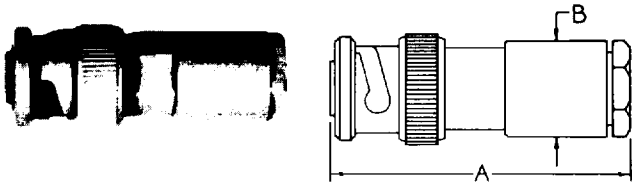
MATERIALS:	Brass per QQ-B-626 composition 22½ HD. Beryllium copper per QQ-C-530 heat treated to condition HT. Teflon per L-P-503 Rubber per ZZ-R-765
FINISHES:	Silver plating per QQ-S-365 Gold plating per MIL-G-45204 Proprietary bright nickel (IP23)
ELECTRICAL SPECS:	Impedance - non constant Insulation resistance: 5000 Megohms Dielectric Withstanding Voltage rating: 5000 VRMS Contact resistance: Center 2.0 MILLIOHMS max. Outer .2 MILLIOHMS max. silver or gold only
ENVIRONMENTAL:	Temperature range: -65° to + 165°C Salt spray test per MIL-STD-202 (Method 101) Moisture resistance test per MIL-STD-202 (Method 106)

BNC HIGH VOLTAGE SERIES



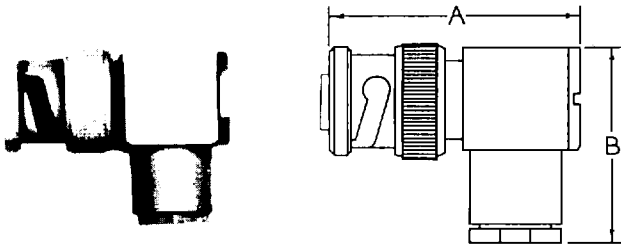
SPECIALTY CONNECTOR CO., INC.

BNC PLUG — HI VOLTAGE



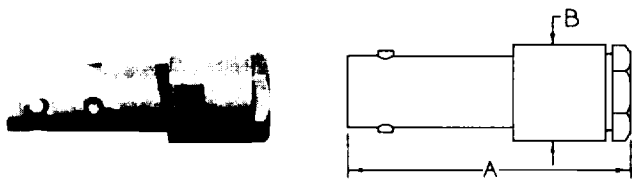
S/C Part No.	UG-/U No.	Cable RG-/U	Dimension		Engr. Data
			A	B	
22P100-1	UG-932A/U	59,62,71	1-1/2	1/2	Improved Hdwe. W/O Washer
22P100-2		140,210	1-1/2	1/2	
22P101-1		58,141	1-15/16	1/2	Crimp On
22P101-2		59,62	1-15/16	1/2	Crimp On
22P104-1		122,195	1-1/2	1/2	Improved Hdwe.
22P108-1		174,316	1-1/2	1/2	Improved Hardware

BNC PLUG — HI VOLTAGE — RIGHT ANGLE



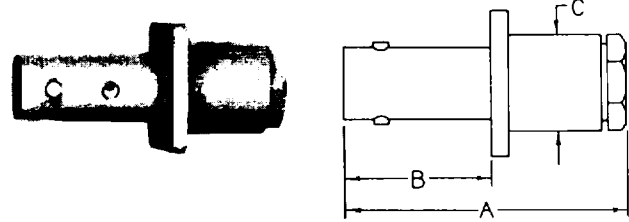
S/C Part No.	Cable RG-/U	Dimension		Engr. Data
		A	B	
22P111-1	59	1-1/4	1	Crimp On Style
22P115-1	59	1-37/64	1-29/64	

BNC JACK — HI VOLTAGE



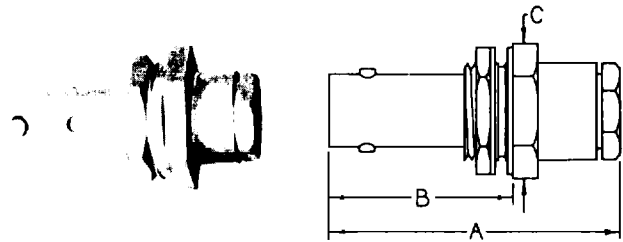
S/C Part No.	UG-/U No.	Cable RG-/U	Dimension		Engr. Data
			A	B	
22J100-1	UG-1016A/U	59,62,71	1-7/16	1/2	
22J100-2		55,58	1-7/16	1/2	

BNC JACK — FLANGE MOUNT — HI VOLTAGE



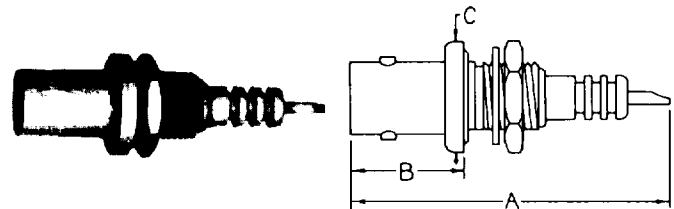
S/C Part No.	UG-/U No.	Cable RG-/U	Dimension			Mtg. Plate	Engr. Data
			A	B	C		
22JF100-1		55,58,141	1-1/2	49/64	1/2	3A	Improved Hdwe.
22JF100-2		142,223	1-1/2	49/64	1/2	3A	
22JF102-1	UG-961A/U	122,195	1-1/2	49/64	1/2	3A	Improved Hdwe.
		59,62,71	1-1/2	49/64	1/2	3A	Improved Hdwe.

BNC JACK — SINGLE HOLE MOUNT — HI VOLTAGE



S/C Part No.	UG-/U No.	Cable RG-/U	Dimension			Mtg. Hole	Engr. Data
			A	B	C		
22JS100-1		55,58	1-13/32	61/64	11/16	D4	Crimp On
22JS101-1		58	1-31/32	61/64	11/16	D4	
22JS102-1		59,62,71	1-13/32	61/64	11/16	D4	
22JS103-1		59,62	1-7/16	61/64	3/4	D3	

BNC JACK RECEPTACLE — SINGLE HOLE MOUNT — HI VOLTAGE



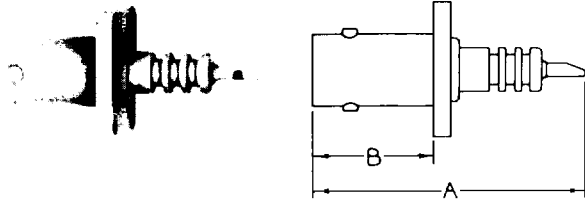
S/C Part No.	UG-/U No.	Dimension			Mtg. Hole	Engr. Data
		A	B	C		
22JR103-1		1-43/64	19/32	.57	DD2	Reverse Mount Herm. Seal. Solder Lug
22JR104-1		1-7/16	27/32	11/16	D4	
22JR106-1		1-1/4	19/32	.57	D8	
22JR112-1		1-27/64	15/32	1/2	D8	
22JR113-1		1-43/64	19/32	.57	D8	

BNC HIGH VOLTAGE SERIES



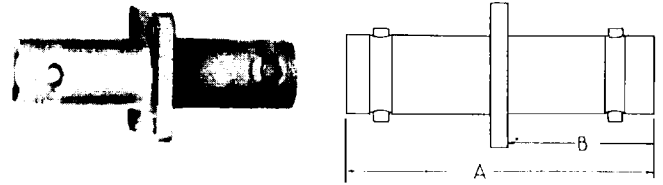
SPECIALTY CONNECTOR CO., INC.

BNC JACK RECEPTACLE — FLANGE MOUNT — HI VOLTAGE



S/C Part No.	UG-U No.	Dimension		Mtg. Plate	Engr. Data
		A	B		
22JR100-1	UG-931U	1-27/64	5/8	3A	
22JR105-1		1-27/64	5/8	2B	

BNC FLANGE MOUNT FEED THRU HI VOLTAGE



S/C Part No.	Dimension		Mtg. Plate	Engr. Data
	A	B		
22AF100-1	1-1/2	45/64	3A	