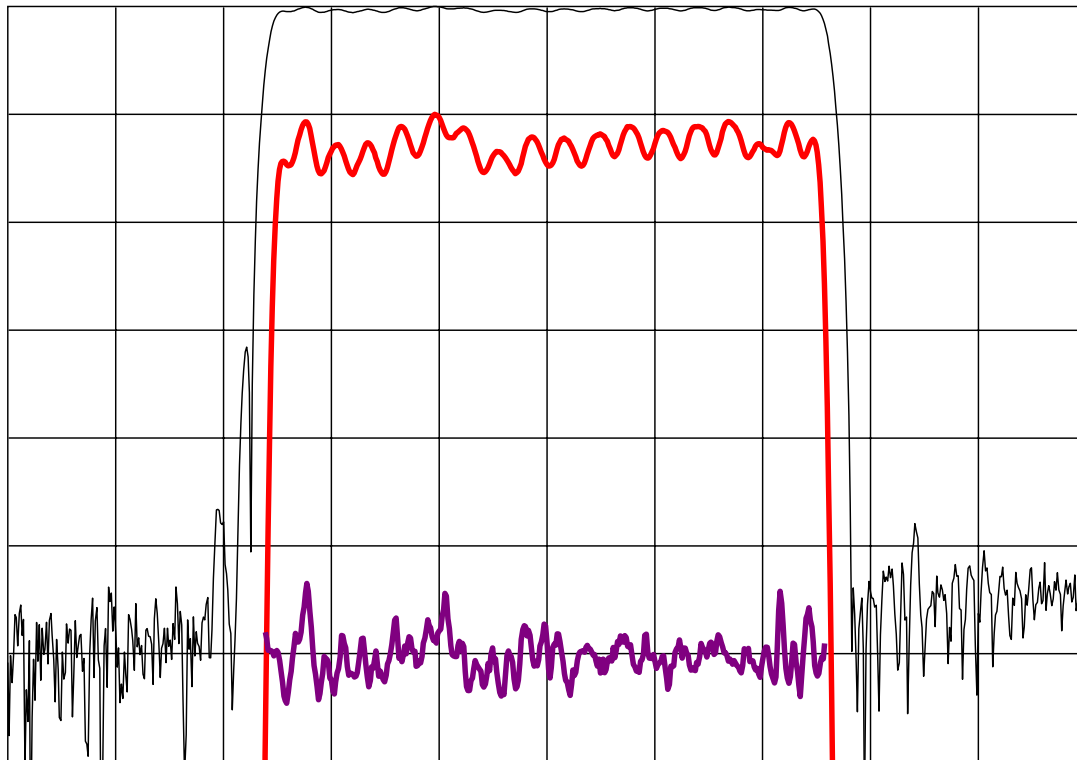


DESCRIPTION

- 35.7 MHz SAW bandpass filter with 7.4 MHz bandwidth.
- 35.1 x 20.6 mm DIP package.
- RoHS compliant.

TYPICAL PERFORMANCE



Horizontal: Frequency : 1.5 MHz/div
Vertical from Top: Relative Magnitude : 10 dB/div
Relative magnitude : 1 dB/div
Group Delay Deviation : 50 ns/div

SPECIFICATION

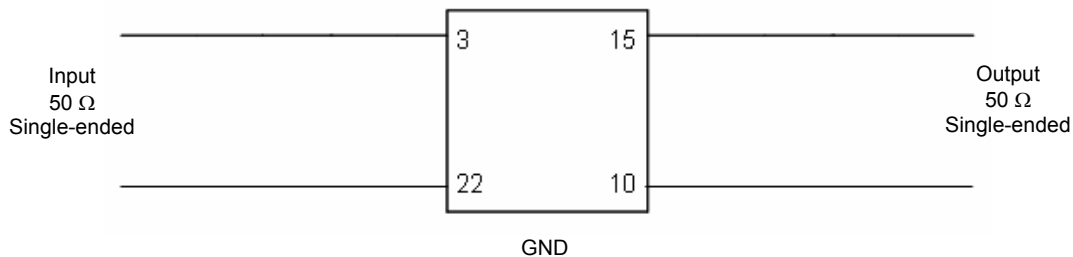
Parameter	Min	Typ	Max	Units
Vision IF (Fv)	-	38.90	-	MHz
Center Frequency (Fc, nominal) ¹	-	35.7	-	MHz
Insertion Loss at Fv	-	34	36	dB
Reference Delay at Fv	-	4.325	-	MHz
Amplitude Ripple (32.25 to 39.0 MHz)	-	0.8	1	dB p-p
Group Delay Ripple (32.25 to 35.4 MHz) ²	-	60	80	ns p-p
Group Delay Ripple (35.4 to 39.0) ²	-	50	60	ns p-p
Attenuation at 38.9 MHz	-	0	-	Reference
Attenuation (10 to 24.0 MHz)	40	45	-	dB
Attenuation (24.0 to 31.0 MHz)	50	53	-	dB
Attenuation at 31.1 MHz	40	45	-	dB
Attenuation at 31.8 MHz	20	23	-	dB
Attenuation at 32.0 MHz	1.5	2.5	-	dB
Attenuation at 32.15 MHz	0	1	2	dB
Attenuation (32.25 to 39.0 MHz)	-0.5	0	0.5	dB
Attenuation at 39.4 MHz	-0.5	0.5	1.5	dB
Attenuation at 39.65 MHz	-0.5	1.5	4	dB
Attenuation at 40.25 MHz	20	23	-	dB
Attenuation at 40.35 MHz	35	40	-	dB
Attenuation (40.45 to 70.0 MHz)	45	50	-	dB
Source and Load Impedance	-	50	-	Ω
Ambient temperature (Tref)	-	50	-	° C

- Notes:
1. Average of lower & upper 3 dB frequencies.
 2. A 1% smoothing aperture and averaging factor of 16 may be applied to this measurement.
 3. Typical change of filter frequency response with temperature is $\Delta f = (T - T_{ref}) * T_c * F_c$, in ppm.

MAXIMUM RATINGS

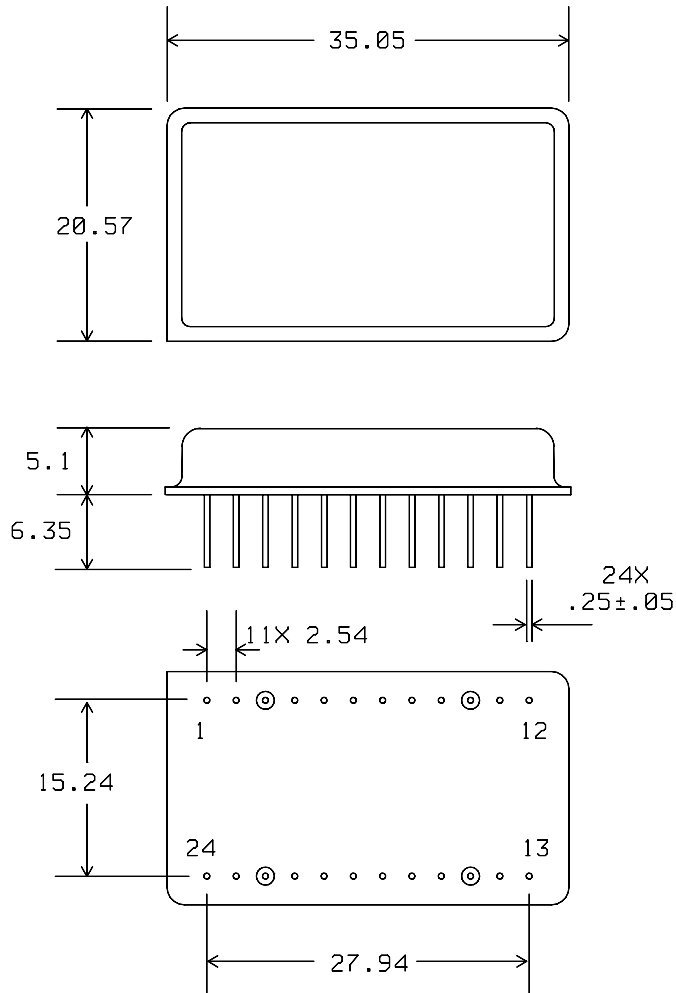
Parameter	Min	Typ	Max	Units
Storage Temperature Range	-40	50	85	°C
Temperature Coefficient of Frequency (Tc) ³	-	-94	-	ppm/°C
Input Power Level	-	0	10	dBm

MATCHING CIRCUIT



Note: External matching components are not required.

PACKAGE OUTLINE



Units: mm

Tolerances are ± 0.15 mm except for the overall length and width, which are nominal values.

Pin Configuration:

Input:	3
Input return:	22
Output:	15
Output return:	10
Ground:	All other pins

ISO 9001
Registered

All specifications are believed to be accurate and reliable. However, Spectrum Microwave reserves the right to make changes without notice.
 © 2010 All rights reserved.