



1.0 Amp Glass Passivated Single Phase Silicon Bridge

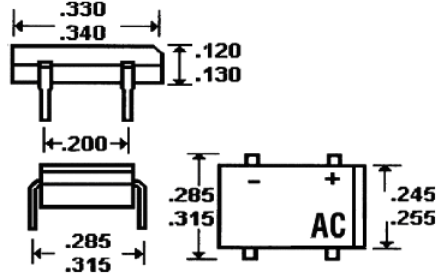
DF005 . . . 10 Series

Description



DF

Mechanical Dimensions



Mechanical Data: Terminal Leads - Solderable per Mil Std. 202. Polarity - Molded on Case. Mounting Position - Any. Weight - 0.04 Ounces, 1 Gram.

Features

- COMPACT SIZE
- LOW LEAKAGE CURRENT
- 50 AMP SURGE OVERLOAD RATING
- EXCEEDS ENVIRONMENTAL STANDARDS OF MIL STD. 19500
- MEETS UL SPECIFICATION 94V-0
- GLASS PASSIVATED JUNCTIONS

DF005 . . . 10 Series								Units
Maximum Ratings	DF005	DF01	DF02	DF04	DF06	DF08	DF10	
Peak Repetitive Reverse Voltage... V_{RRM}	50	100	200	400	600	800	1000	Volts
RMS Reverse Voltage... $V_{R(rms)}$	35	70	140	280	420	560	700	Volts
DC Blocking Voltage... V_{DC}	50	100	200	400	600	800	1000	Volts
Average Forward Rectified Current... $I_{F(av)}$ $T_A = 40^\circ C$			1.0			Amps
Non-Repetitive Peak Forward Surge Current... I_{FSM} 8.3 ms Single 1/2 Sine Wave Imposed on Rated Load			50			
Point Rating for Fusing...(T < 8.3 ms)			10			A ² s
Operating Temperature Range... T_J			-55 to 150			°C
Storage Temperature Range... T_{STRG}			-55 to 150			°C
Electrical Characteristics								
Maximum Forward Voltage... V_F Per Bridge Element @ 1.0 Amp			1.1			Volts
Maximum DC Reverse Current Per Bridge Element... I_R @ Rated DC Blocking Voltage			5.0			μA mA
			0.5			

1.0 Amp Glass Passivated Single Phase Silicon Bridge

FIG. 1 - FORWARD CURRENT DERATING CURVE

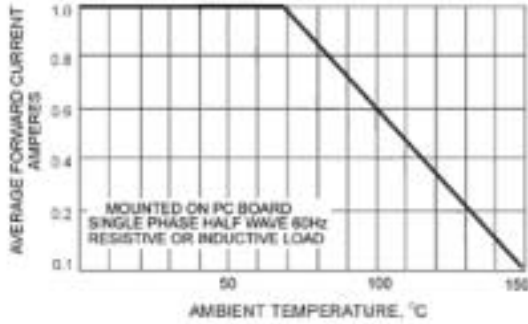


FIG. 2 - MAXIMUM NON-REPETITIVE SURGE CURRENT

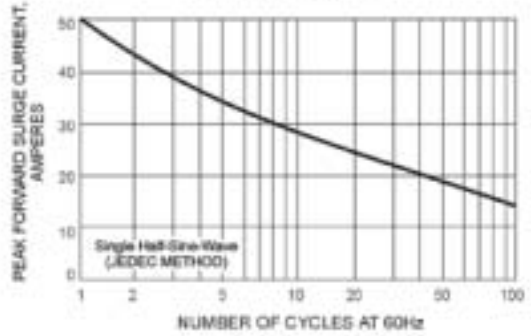


FIG. 3 - TYPICAL JUNCTION CAPACITANCE

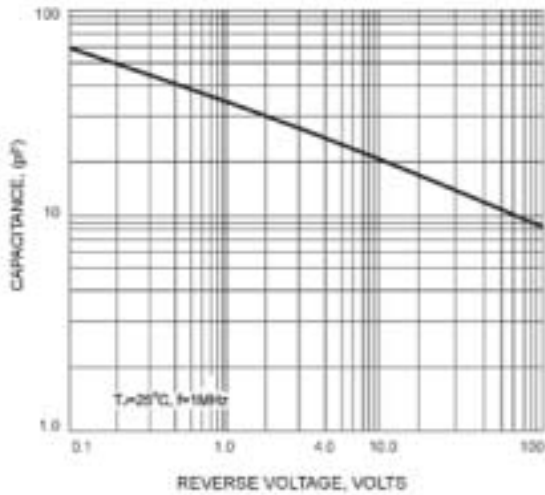


FIG. 4 - TYPICAL FORWARD CHARACTERISTICS

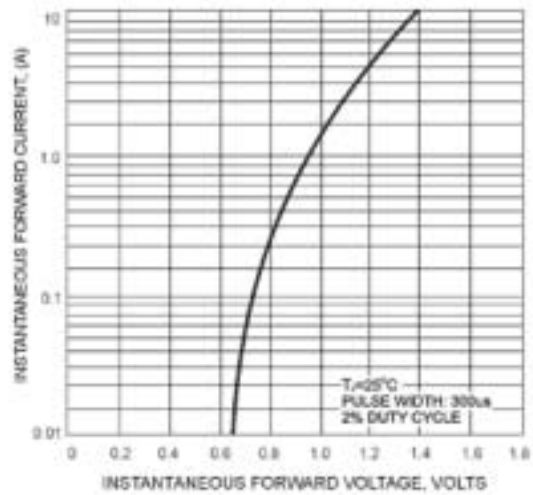


FIG. 5 - TYPICAL REVERSE CHARACTERISTICS

