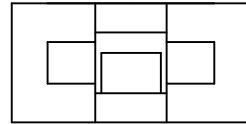


REV. K

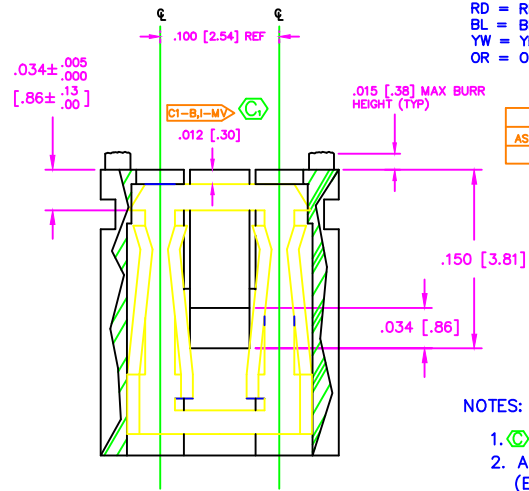
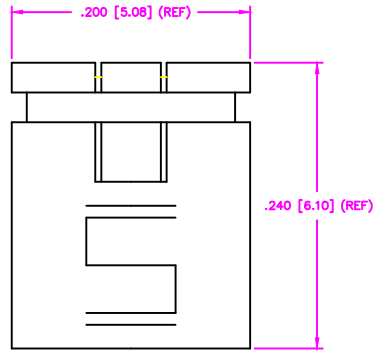
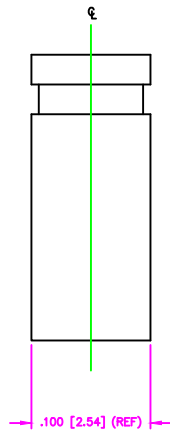
DIMENSIONS ARE IN INCHES		UNLESS OTHERWISE NOTED		TOLERANCES ARE:		TITLE:	DWG NO:
ONE PLACE DECIMALS: ± .1	[2.5]	THREE PLACE DECIMALS: ± .005	[.127]	ANGLES	± 2°	.100 [2.54] C.L.	SNT-100-XX-X-X
TWO PLACE DECIMALS: ± .01	[.25]	FOUR PLACE DECIMALS: ± .0020	[.0508]				

BODY: USE SNT-100-XX
CONTACT: USE C-37-X

SNT-100-XX-X-X



- OPTION
-H: HANDLE (SEE -H OPTION)
- PLATING SPECIFICATION
-T = TIN: SPECIFY -T IN CONTACT SUFFIX -X
-G = GOLD: SPECIFY -G IN CONTACT SUFFIX -X
-H = HEAVY GOLD: SPECIFY -H IN CONTACT SUFFIX -X
- COLOR SPECIFICATION
SPECIFY COLOR IN BODY SUFFIX -XX
BK = BLACK
RD = RED
BL = BLUE
YW = YELLOW
OR = ORANGE

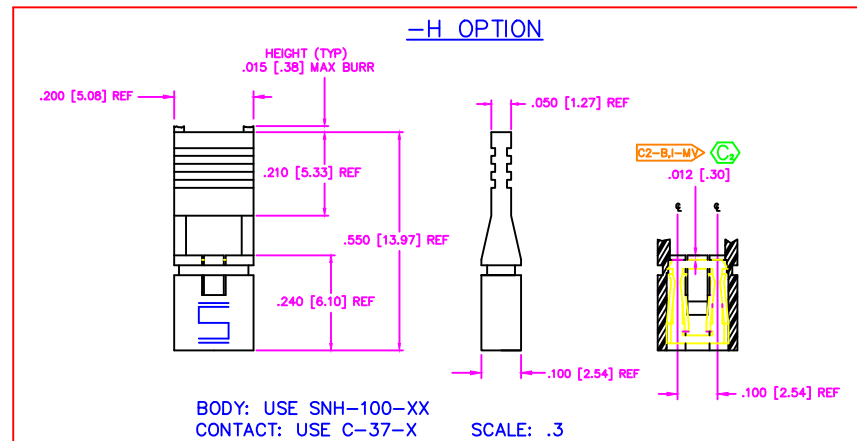


CRITICAL DIMENSION INSPECTION TABLE	
ASSEMBLY OPERATION	IN-PROCESS INSPECTOR
FILL	C1, C2

- NOTES:
- Ⓢ REPRESENTS A CRITICAL DIMENSION.
 - ALTERNATE VENDOR CAVITY ID RUNNER/CAVITY (EX: AC IS RUNNER 1 CAVITY 3).

Do not scale from this print

PROPRIETARY NOTE
THIS DOCUMENT CONTAINS INFORMATION CONFIDENTIAL AND PROPRIETARY TO SAMTEC INC. AND SHALL NOT BE REPRODUCED OR TRANSMITTED TO OTHER DOCUMENTS OR DISCLOSED TO OTHERS OR USED FOR ANY PURPOSE OTHER THAN THAT FOR WHICH IT WAS OBTAINED WITHOUT THE EXPRESS WRITTEN CONSENT OF SAMTEC INC.



samtec MISC\MKTG
SNT-MKT

520 PARK EAST BLVD. NEW ALBANY, INDIANA 47150
PHONE (812) 944-6733 P.O. BOX 1147
CODE 55322