



Micro Commercial Components

Micro Commercial Components
 20736 Marilla Street Chatsworth
 CA 91311
 Phone: (818) 701-4933
 Fax: (818) 701-4939

RA251GP THRU RA257GP

**25.0 Amp
Glass passivated
Rectifier
50 to 1000 Volts**

Features

- Plastic Material Used Carriers Underwrites Laboratory Flammability Classification 94V-0 and MSL Rating 1
- Low Cost Construction Utilizing Void-free Molded Plastic Technique
- High Surge Capability
- Diffused Junction, Glass Passivated Chip
- Lead Free Finish/RoHS Compliant (Note 1) ("P" Suffix designates Compliant. See ordering information)

Maximum Ratings

- Operating & Storage Temperature: -50°C to +150°C
- For Capacitive Load, Derate Current by 20%

MCC Part Number	Maximum Recurrent Peak Reverse Voltage	Maximum RMS Voltage	Maximum DC Blocking Voltage
RA251GP	50V	35V	50V
RA252GP	100V	70V	100V
RA253GP	200V	140V	200V
RA254GP	400V	280V	400V
RA255GP	600V	420V	600V
RA256GP	800V	560V	800V
RA257GP	1000V	700V	1000V

Electrical Characteristics @ 25°C Unless Otherwise Specified

Average Forward Current	$I_{F(AV)}$	25.0A	$T_C=125^\circ\text{C}$
Peak Forward Surge Current	I_{FSM}	400A	8.3ms half sine
Maximum Instantaneous Forward Voltage	V_F	1.1V	$I_{FM}=25.0A$ $T_A=25^\circ\text{C}$
Maximum DC Reverse Current At Rated DC Blocking Voltage	I_R	5.0uA	$T_C=25^\circ\text{C}$
Typical Reverse Recovery Times	t_{rr}	3.0us	$I_F=0.5A,$ $I_R=1.0A,$ $I_{rr}=0.25A$
Typical Junction Capacitance	C_j	300pF	Measured at 1.0MHz, $V_R=4.0V$

Notes: 1. High Temperature Solder Exemption Applied, see EU Directive Annex Notes 7.

RA

DIMENSION

DIM	INCHES		MM		NOTE
	MIN	MAX	MIN	MAX	
A	.380	.410	9.70	10.40	
B	.165	.185	4.19	4.70	
C	.215	.225	5.50	5.70	
D	.235	.250	6.00	6.40	
E	----	5°	----	5°	NOM

RA251GP thru RA257GP

RATINGS AND CHARACTERISTIC CURVES

FIG.1- MAXIMUM FORWARD CURRENT DERATING CURVE

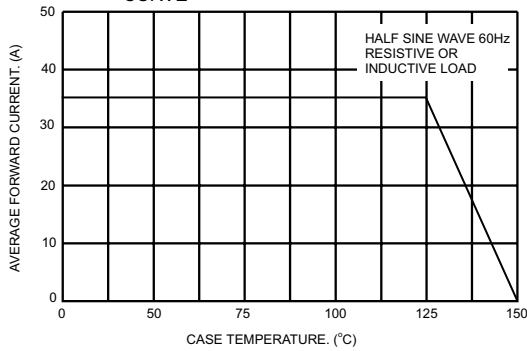


FIG.2- MAXIMUM NON-REPETITIVE PEAK FORWARD SURGE CURRENT

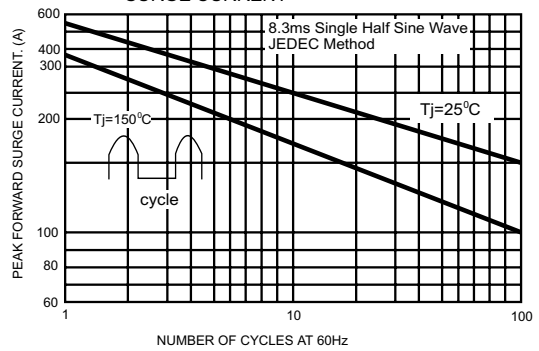


FIG.3- TYPICAL FORWARD CHARACTERISTICS

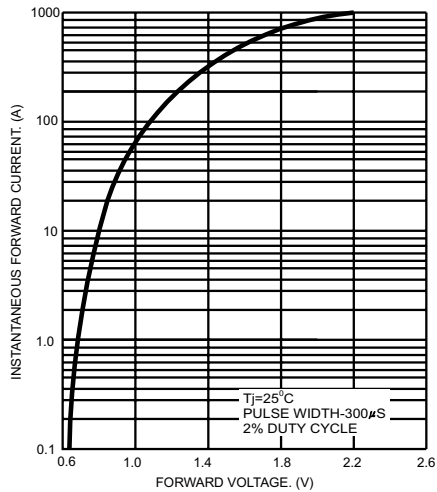


FIG.4- TYPICAL REVERSE CHARACTERISTICS

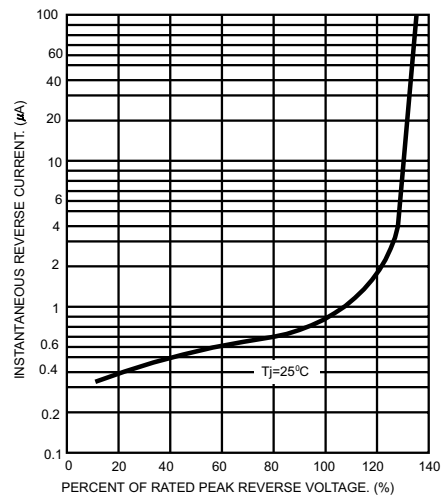
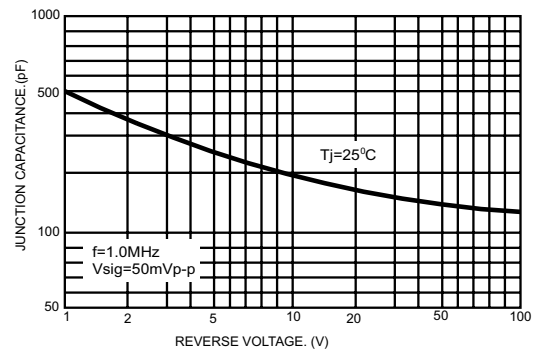


FIG.5- TYPICAL JUNCTION CAPACITANCE





Micro Commercial Components

Ordering Information

Device	Packing
(Part Number)-BP	Bulk;1Kpcs/Box

IMPORTANT NOTICE

Micro Commercial Components Corp. reserves the right to make changes without further notice to any product herein to make corrections, modifications, enhancements, improvements, or other changes. *Micro Commercial Components Corp.* does not assume any liability arising out of the application or use of any product described herein; neither does it convey any license under its patent rights, nor the rights of others. The user of products in such applications shall assume all risks of such use and will agree to hold *Micro Commercial Components Corp.* and all the companies whose products are represented on our website, harmless against all damages.

APPLICATIONS DISCLAIMER

Products offer by *Micro Commercial Components Corp.* are not intended for use in Medical, Aerospace or Military Applications.

www.mccsemi.com