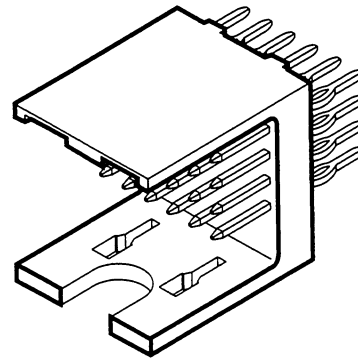


## Male Signal Modules — Narrow Wall — Pressfit Termination — 4 Row



## Features

Designed to conform with IEC 48b237, EIAis64, IEEE P896 Futurebus+, IEEE P1596 SCI and IEC 917 metric modular order

Stackable with other TEMPUS modules, with no loss of positions

- Sequential mating provides live insertion capability
- High performance contacts, high hertz stress, 1000 mating cycles minimum
- 14 mm pitch capability for high packaging density
- High I/O, 20 contacts per linear centimetre (51 contacts per linear inch)
- High temperature materials, not affected by reflow solder process

## Technical Data

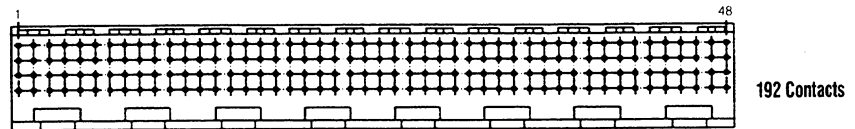
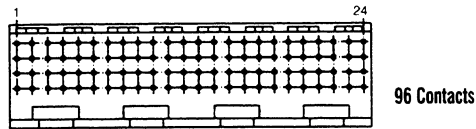
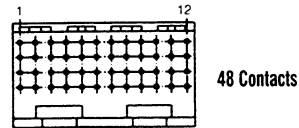
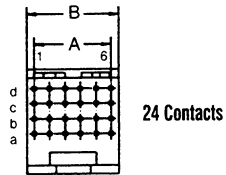
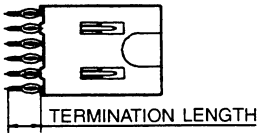
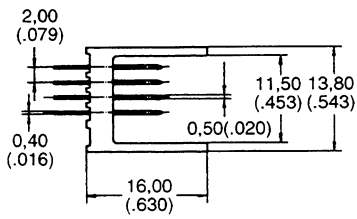
## Mechanical Data

Contact Pitch	2,00 × 2,00 (.079 x .079)
Polarisation	By design
Coding	With coding keys, see page 56
Housing Material	Liquid Crystal Polymer, UL94V-0
Termination	Eye of needle compliant section, tin/lead plated
Termination p.t.h.	∅ 0,70 (.028), refer to page 65 0,65 - 0,80 (.025 - .031)
Board Guiding	
Left to Right	1,00 - 0,50 (.040 - .020)
Top to Bottom	1,00 - 1,00 (.040 - .040)
Board Slot Pitch	14,00 (.630) min.
Contact Material	Phosphor bronze
Hertz Stress	1200 MPa (174 kbf/sq. in.)
Class 1	1000 cycles minimum
Plating	Palladium Nickel plus Gold over Nickel
Insertion Force	0,45 N (1.6 oz) max. per contact
Withdrawal Force	0,15 N (0.5 oz) min. per contact

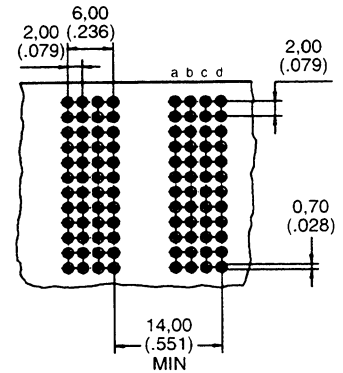
## Electrical Data

Current Rating	1,50 A at 25°C, 1 A at 70°C
Withstanding Voltage	1000 Vrms
Insulation Resistance	Initial : 5000 MΩ After climatic test : 1000 MΩ
Contact Resistance	45 mΩ maximum

Male Signal Modules — Narrow Wall — Pressfit Termination — 4 Row



Recommended P.C.B. Hole Pattern, Component Side



No. of Contacts	A	B
24	10.00 (.394)	11.95 (.470)
48	22.00 (.866)	23.95 (.943)
96	46.00 (1.811)	47.95 (1.888)
192	94.00 (3.701)	95.95 (3.778)

Refer to design notes on page 65 for circuit board drill and hole plating details.

Male Signal Modules — Narrow Wall — Pressfit Termination — 4 Row

No. of Contacts	Part Numbers*	Termination	Contact Arrangement Row			
			a	b	c	d
24	CBC20A00-024MDP1-1-1	Press-fit, 4,30 (.169) tail	5,00 (.197)	5,00 (.197)	5,00 (.197)	5,00 (.197)
24	CBC20A00-024MDP1-2-1	Press-fit, 4,30 (.169) tail	6,50 (.256)	5,00 (.197)	5,00 (.197)	5,00 (.197)
24	CBC20A00-024MDP1-3-1	Press-fit, 4,30 (.169) tail	6,50 (.256)	5,75 (.226)	5,75 (.226)	6,50 (.256)
24	CBC20A00-024MDP1-4-1	Press-fit, 4,30 (.169) tail	7,25 (.285)	6,50 (.256)	6,50 (.256)	7,25 (.285)
24	CBC20A00-024MDP1-5-1	Press-fit, 4,30 (.169) tail	6,50 (.256)	6,50 (.256)	6,50 (.256)	6,50 (.256)
24	CBC20A00-024MDP1-8-1	Press-fit, 4,30 (.169) tail	5,75 (.226)	7,25 (.285)	5,75 (.226)	5,75 (.226)
24	CBC20A00-024MDU1-1-1	Press-fit, 13,60 (.535) tail	5,00 (.197)	5,00 (.197)	5,00 (.197)	5,00 (.197)
24	CBC20A00-024MDU1-2-1	Press-fit, 13,60 (.535) tail	6,50 (.256)	5,00 (.197)	5,00 (.197)	5,00 (.197)
24	CBC20A00-024MDU1-3-1	Press-fit, 13,60 (.535) tail	6,50 (.256)	5,75 (.226)	5,75 (.226)	6,50 (.256)
24	CBC20A00-024MDU1-4-1	Press-fit, 13,60 (.535) tail	7,25 (.285)	6,50 (.256)	6,50 (.256)	7,25 (.285)
24	CBC20A00-024MDU1-5-1	Press-fit, 13,60 (.535) tail	6,50 (.256)	6,50 (.256)	6,50 (.256)	6,50 (.256)
24	CBC20A00-024MDU1-8-1	Press-fit, 13,60 (.535) tail	5,75 (.226)	7,25 (.285)	5,75 (.226)	5,75 (.226)
24	CBC20A00-024MDV2-1-1	Press-fit, 17,00 (.669) tail	5,00 (.197)	5,00 (.197)	5,00 (.197)	5,00 (.197)
24	CBC20A00-024MDV2-2-1	Press-fit, 17,00 (.669) tail	6,50 (.256)	5,00 (.197)	5,00 (.197)	5,00 (.197)
24	CBC20A00-024MDV2-3-1	Press-fit, 17,00 (.669) tail	6,50 (.256)	5,75 (.226)	5,75 (.226)	6,50 (.256)
24	CBC20A00-024MDV2-4-1	Press-fit, 17,00 (.669) tail	7,25 (.285)	6,50 (.256)	6,50 (.256)	7,25 (.285)
24	CBC20A00-024MDV2-5-1	Press-fit, 17,00 (.669) tail	6,50 (.256)	6,50 (.256)	6,50 (.256)	6,50 (.256)
24	CBC20A00-024MDV2-8-1	Press-fit, 17,00 (.669) tail	5,75 (.226)	7,25 (.285)	5,75 (.226)	5,75 (.226)
48	CBC20B00-048MDP1-1-1	Press-fit, 4,30 (.169) tail	5,00 (.197)	5,00 (.197)	5,00 (.197)	5,00 (.197)
48	CBC20B00-048MDP1-2-1	Press-fit, 4,30 (.169) tail	6,50 (.256)	5,00 (.197)	5,00 (.197)	5,00 (.197)
48	CBC20B00-048MDP1-3-1	Press-fit, 4,30 (.169) tail	6,50 (.256)	5,75 (.226)	5,75 (.226)	6,50 (.256)
48	CBC20B00-048MDP1-4-1	Press-fit, 4,30 (.169) tail	7,25 (.285)	6,50 (.256)	6,50 (.256)	7,25 (.285)
48	CBC20B00-048MDP1-5-1	Press-fit, 4,30 (.169) tail	6,50 (.256)	6,50 (.256)	6,50 (.256)	6,50 (.256)
48	CBC20B00-048MDP1-8-1	Press-fit, 4,30 (.169) tail	5,75 (.226)	7,25 (.285)	5,75 (.226)	5,75 (.226)
48	CBC20B00-048MDU1-1-1	Press-fit, 13,60 (.535) tail	5,00 (.197)	5,00 (.197)	5,00 (.197)	5,00 (.197)
48	CBC20B00-048MDU1-2-1	Press-fit, 13,60 (.535) tail	6,50 (.256)	5,00 (.197)	5,00 (.197)	5,00 (.197)
48	CBC20B00-048MDU1-3-1	Press-fit, 13,60 (.535) tail	6,50 (.256)	5,75 (.226)	5,75 (.226)	6,50 (.256)
48	CBC20B00-048MDU1-4-1	Press-fit, 13,60 (.535) tail	7,25 (.285)	6,50 (.256)	6,50 (.256)	7,25 (.285)
48	CBC20B00-048MDU1-5-1	Press-fit, 13,60 (.535) tail	6,50 (.256)	6,50 (.256)	6,50 (.256)	6,50 (.256)
48	CBC20B00-048MDU1-8-1	Press-fit, 13,60 (.535) tail	5,75 (.226)	7,25 (.285)	5,75 (.226)	5,75 (.226)
48	CBC20B00-048MDV2-1-1	Press-fit, 17,00 (.669) tail	5,00 (.197)	5,00 (.197)	5,00 (.197)	5,00 (.197)
48	CBC20B00-048MDV2-2-1	Press-fit, 17,00 (.669) tail	6,50 (.256)	5,00 (.197)	5,00 (.197)	5,00 (.197)
48	CBC20B00-048MDV2-3-1	Press-fit, 17,00 (.669) tail	6,50 (.256)	5,75 (.226)	5,75 (.226)	6,50 (.256)
48	CBC20B00-048MDV2-4-1	Press-fit, 17,00 (.669) tail	7,25 (.285)	6,50 (.256)	6,50 (.256)	7,25 (.285)
48	CBC20B00-048MDV2-5-1	Press-fit, 17,00 (.669) tail	6,50 (.256)	6,50 (.256)	6,50 (.256)	6,50 (.256)
48	CBC20B00-048MDV2-8-1	Press-fit, 17,00 (.669) tail	5,75 (.226)	7,25 (.285)	5,75 (.226)	5,75 (.226)
96	CBC20C00-096MDP1-1-1	Press-fit, 4,30 (.169) tail	5,00 (.197)	5,00 (.197)	5,00 (.197)	5,00 (.197)
96	CBC20C00-096MDP1-2-1	Press-fit, 4,30 (.169) tail	6,50 (.256)	5,00 (.197)	5,00 (.197)	5,00 (.197)
96	CBC20C00-096MDP1-3-1	Press-fit, 4,30 (.169) tail	6,50 (.256)	5,75 (.226)	5,75 (.226)	6,50 (.256)
96	CBC20C00-096MDP1-4-1	Press-fit, 4,30 (.169) tail	7,25 (.285)	6,50 (.256)	6,50 (.256)	7,25 (.285)
96	CBC20C00-096MDP1-5-1	Press-fit, 4,30 (.169) tail	6,50 (.256)	6,50 (.256)	6,50 (.256)	6,50 (.256)
96	CBC20C00-096MDP1-8-1	Press-fit, 4,30 (.169) tail	5,75 (.226)	7,25 (.285)	5,75 (.226)	5,75 (.226)
96	CBC20C00-096MDU1-1-1	Press-fit, 13,60 (.535) tail	5,00 (.197)	5,00 (.197)	5,00 (.197)	5,00 (.197)
96	CBC20C00-096MDU1-2-1	Press-fit, 13,60 (.535) tail	6,50 (.256)	5,00 (.197)	5,00 (.197)	5,00 (.197)
96	CBC20C00-096MDU1-3-1	Press-fit, 13,60 (.535) tail	6,50 (.256)	5,75 (.226)	5,75 (.226)	6,50 (.256)
96	CBC20C00-096MDU1-4-1	Press-fit, 13,60 (.535) tail	7,25 (.285)	6,50 (.256)	6,50 (.256)	7,25 (.285)
96	CBC20C00-096MDU1-5-1	Press-fit, 13,60 (.535) tail	6,50 (.256)	6,50 (.256)	6,50 (.256)	6,50 (.256)
96	CBC20C00-096MDU1-8-1	Press-fit, 13,60 (.535) tail	5,75 (.226)	7,25 (.285)	5,75 (.226)	5,75 (.226)

Continued on next page

Male Signal Modules — Narrow Wall — Pressfit Termination — 4 Row

No. of Contacts	Part Numbers*	Termination	Contact Arrangement Row			
			a	b	c	d
96	CBC20C00-096MDV2-1-1	Press-fit, 17,00 (.669) tail	5,00 (.197)	5,00 (.197)	5,00 (.197)	5,00 (.197)
96	CBC20C00-096MDV2-2-1	Press-fit, 17,00 (.669) tail	6,50 (.256)	5,00 (.197)	5,00 (.197)	5,00 (.197)
96	CBC20C00-096MDV2-3-1	Press-fit, 17,00 (.669) tail	6,50 (.256)	5,75 (.226)	5,75 (.226)	6,50 (.256)
96	CBC20C00-096MDV2-4-1	Press-fit, 17,00 (.669) tail	7,25 (.285)	6,50 (.256)	6,50 (.256)	7,25 (.285)
96	CBC20C00-096MDV2-5-1	Press-fit, 17,00 (.669) tail	6,50 (.256)	6,50 (.256)	6,50 (.256)	6,50 (.256)
96	CBC20C00-096MDV2-8-1	Press-fit, 17,00 (.669) tail	5,75 (.226)	7,25 (.285)	5,75 (.226)	5,75 (.226)
192	CBC20D00-192MDP1-1-1	Press-fit, 4,30 (.169) tail	5,00 (.197)	5,00 (.197)	5,00 (.197)	5,00 (.197)
192	CBC20D00-192MDP1-2-1	Press-fit, 4,30 (.169) tail	6,50 (.256)	5,00 (.197)	5,00 (.197)	5,00 (.197)
192	CBC20D00-192MDP1-3-1	Press-fit, 4,30 (.169) tail	6,50 (.256)	5,75 (.226)	5,75 (.226)	6,50 (.256)
192	CBC20D00-192MDP1-4-1	Press-fit, 4,30 (.169) tail	7,25 (.285)	6,50 (.256)	6,50 (.256)	7,25 (.285)
192	CBC20D00-192MDP1-5-1	Press-fit, 4,30 (.169) tail	6,50 (.256)	6,50 (.256)	6,50 (.256)	6,50 (.256)
192	CBC20D00-192MDP1-8-1	Press-fit, 4,30 (.169) tail	5,75 (.226)	7,25 (.285)	5,75 (.226)	5,75 (.226)
192	CBC20D00-192MDU1-1-1	Press-fit, 13,60 (.535) tail	5,00 (.197)	5,00 (.197)	5,00 (.197)	5,00 (.197)
192	CBC20D00-192MDU1-2-1	Press-fit, 13,60 (.535) tail	6,50 (.256)	5,00 (.197)	5,00 (.197)	5,00 (.197)
192	CBC20D00-192MDU1-3-1	Press-fit, 13,60 (.535) tail	6,50 (.256)	5,75 (.226)	5,75 (.226)	6,50 (.256)
192	CBC20D00-192MDU1-4-1	Press-fit, 13,60 (.535) tail	7,25 (.285)	6,50 (.256)	6,50 (.256)	7,25 (.285)
192	CBC20D00-192MDU1-5-1	Press-fit, 13,60 (.535) tail	6,50 (.256)	6,50 (.256)	6,50 (.256)	6,50 (.256)
192	CBC20D00-192MDU1-8-1	Press-fit, 13,60 (.535) tail	5,75 (.226)	7,25 (.285)	5,75 (.226)	5,75 (.226)
192	CBC20D00-192MDV2-1-1	Press-fit, 17,00 (.669) tail	5,00 (.197)	5,00 (.197)	5,00 (.197)	5,00 (.197)
192	CBC20D00-192MDV2-2-1	Press-fit, 17,00 (.669) tail	6,50 (.256)	5,00 (.197)	5,00 (.197)	5,00 (.197)
192	CBC20D00-192MDV2-3-1	Press-fit, 17,00 (.669) tail	6,50 (.256)	5,75 (.226)	5,75 (.226)	6,50 (.256)
192	CBC20D00-192MDV2-4-1	Press-fit, 17,00 (.669) tail	7,25 (.285)	6,50 (.256)	6,50 (.256)	7,25 (.285)
192	CBC20D00-192MDV2-5-1	Press-fit, 17,00 (.669) tail	6,50 (.256)	6,50 (.256)	6,50 (.256)	6,50 (.256)
192	CBC20D00-192MDV2-8-1	Press-fit, 17,00 (.669) tail	5,75 (.226)	7,25 (.285)	5,75 (.226)	5,75 (.226)

Packaging Quantity

Contacts	In Tube	In Tray
24	44	330
48	22	165
96	11	75
192	5	30

All part numbers shown in this catalogue refer to connectors supplied in trays. For connectors supplied in tubes add the designation -VR to the end of the part number.

Performance 1000 mating cycles min.

**Note:**  
Minimum order quantities apply