

WILLAS

BAV21

BAV21 SIGNAL DIODE

Pb Free Product

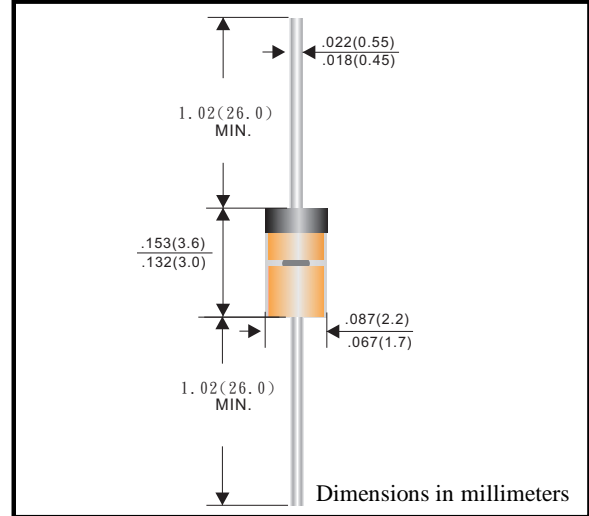
Absolute Maximum Ratings (Ta=25°C)

Items	Symbol	Ratings	Unit
Reverse Voltage	VRRM	250	V
Reverse Recovery Time	tr	50	ns
Power Dissipation 3.33mW/°C (25°C)	P	500	mW
Forward Current	IF	250	mA
Junction Temp.	Tj	-65 to 175	°C
Storage Temp.	Tstg	-65 to 175	°C

Mechanical Data

Items	Materials
Package	DO-35
Case	Hermetically sealed glass
Lead/Finish	Double stud/Solder Plating
Chip	Glass Passivated

Dimensions (DO-35)



Electrical Characteristics (Ta=25°C)

Ratings	Symbol	Ratings	Unit
Breakdown Voltage IR= 100uA	BV	250	V
Peak Forward Surge Current PW= 1sec.	IFsurge	1.0	A
Maximum Forward Voltage IF= 100mA	VF	1.0	V
Maximum Reverse Current VR=1.50V VR=150V, Tj= 100°C	IR	0.10 15	uA
Maximum Junction Capacitance VR= 0, f= 1 MHz	Cj	1.5	pF
Max Reverse Recovery Time IF=IR= 30mA, VR= 6V, iR= 3mA, RL= 100Ω	trr	50	ns

RITING AND CHARACTERISTIC CURVES (BAV21)

Characteristics ($T_j = 25^\circ\text{C}$ unless otherwise specified)

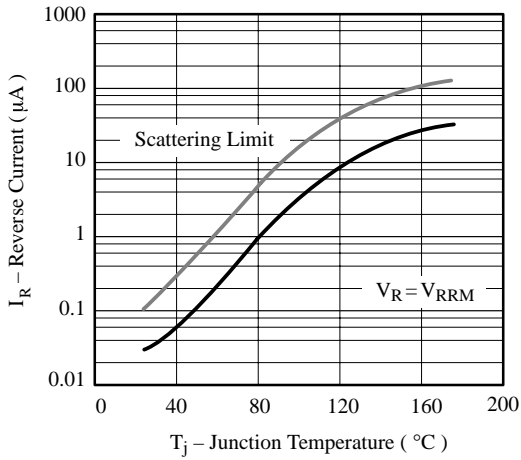


Figure 1. Reverse Current vs. Junction Temperature

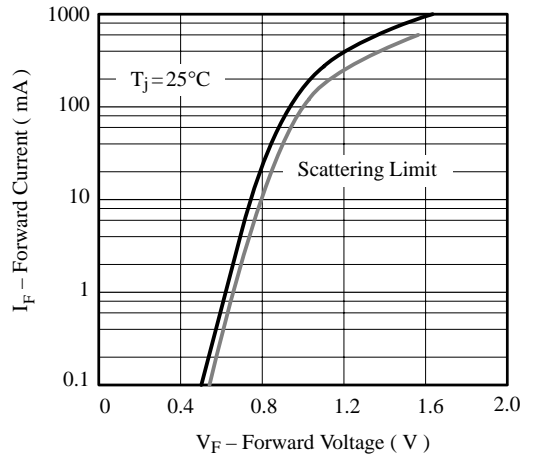


Figure 2. Forward Current vs. Forward Voltage

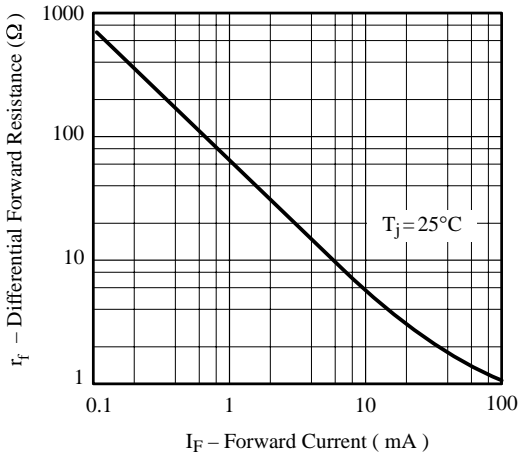


Figure 3. Differential Forward Resistance vs. Forward Current