

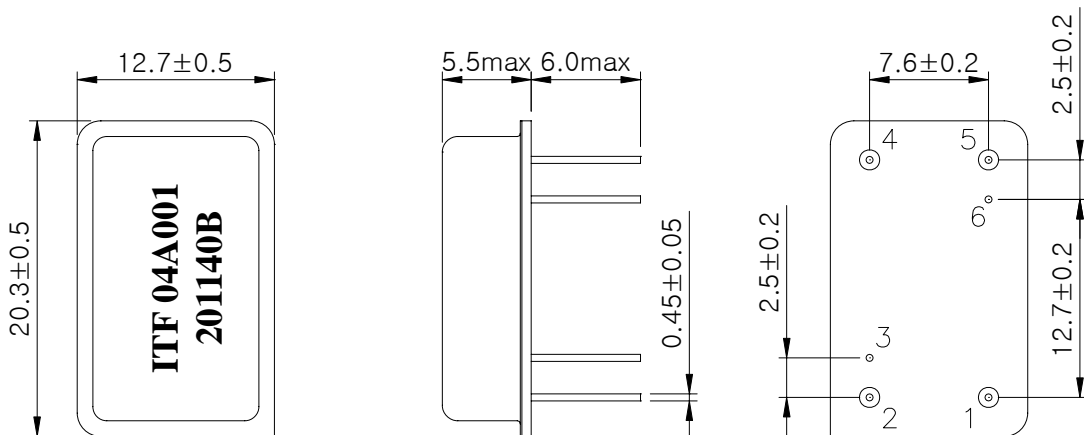
SAW Bandpass Filter 201140B



1. Features

- IF Bandpass Filter
- High Attenuation
- Single-Ended Operation
- DIP Package
- Maximum Storage Temperature Range : -40°C ~ 85°C
- Electrostatics Sensitive Device (ESD)

2. Package Dimension



Package : D2012

Dimensions shown are nominal in millimeters

Base : Fe(SPCC), Au plating over Ni plated

Cap : Cu & Cr Alloy, Ni Plated

Termination : Kovar, Au Plated

Pin Configuration	
1	Input
5	Output
2, 4	Ground
3, 6	Case ground

	ITF Co., Ltd. 102-901, Bucheon Technopark 364, Samjeong-Dong, Ojeong-Gu, Bucheon-City, Gyeonggi-Do, Korea 421-809	Part No.	201140B	
		Rev. Date	2004-04-19	
		Rev.	NI0007-CS01	1/5

SAW Bandpass Filter 201140B



3. Specifications

Fo = 70.0 MHz


Terminating source impedance : 50Ω and matching network

Terminating load impedance : 50Ω and matching network

		Minimum	Typical	Maximum
Center Frequency	MHz	69.95	70.0	70.05
Insertion Loss	dB	-	24.5	26.0
1dB Bandwidth	MHz	-	9.25	-
3dB Bandwidth	MHz	9.6	9.65	9.7
40dB Bandwidth	MHz	-	11.1	11.2
Amplitude Ripple (Fo +/- 4.4 MHz)	dB	-	0.8	1.3
Group Delay Variation (Fo +/- 4.4 MHz)	nsec	-	80	150
Absolute Delay	usec	-	2.6	-
Ultimate Rejection	dB	50	55	-
Temperature Coefficient of Frequency	ppm/°C	-	-94	-

Notes :

- 1) All specifications are based on the matching schematic shown below
- 2) All specifications are measured by Agilent Network analyzer and full 2 port calibration at room temperature
- 3) All attenuation measurements are measured relative to insertion loss

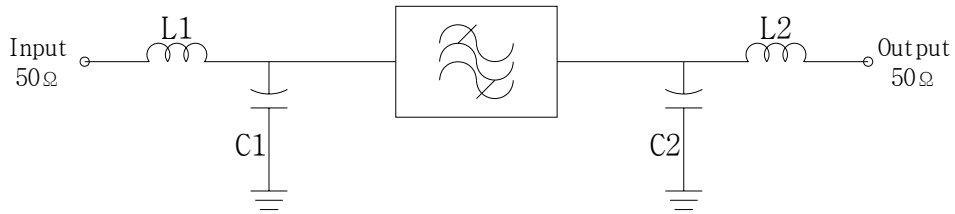
 Integrated Technology Future	ITF Co., Ltd. 102-901, Bucheon Technopark 364, Samjeong-Dong, Ojeong-Gu, Bucheon-City, Gyeonggi-Do, Korea 421-809	Part No.	201140B	
		Rev. Date	2004-04-19	
		Rev.	NI0007-CS01	2/5

SAW Bandpass Filter 201140B



4. Matching Schematic

(Actual matching values may vary due to PCB layout and parasitics)




L1 = 47 nH, L2 = 100 nH

C1 = C2 = 24 pF

5. Marking Configuration

ITF¹⁾04A001²⁾
201140B³⁾

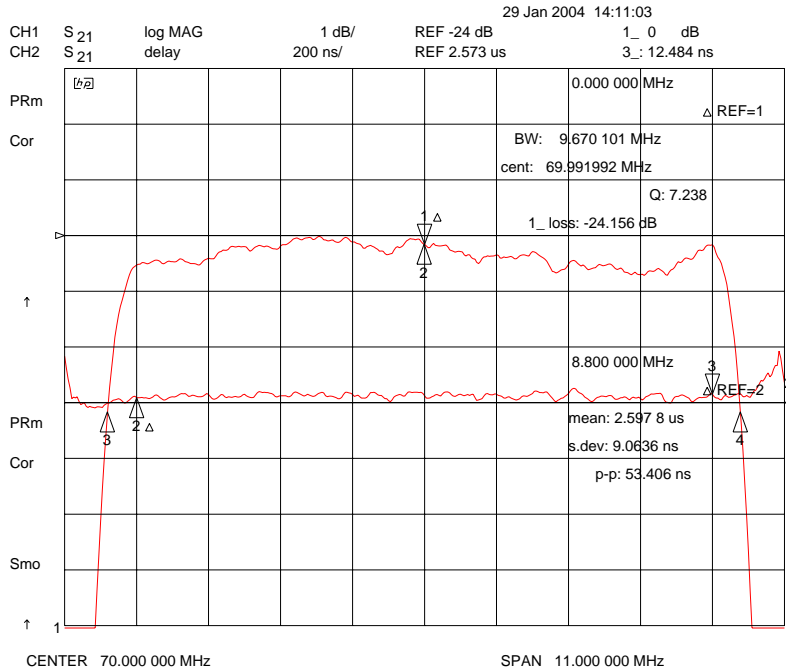
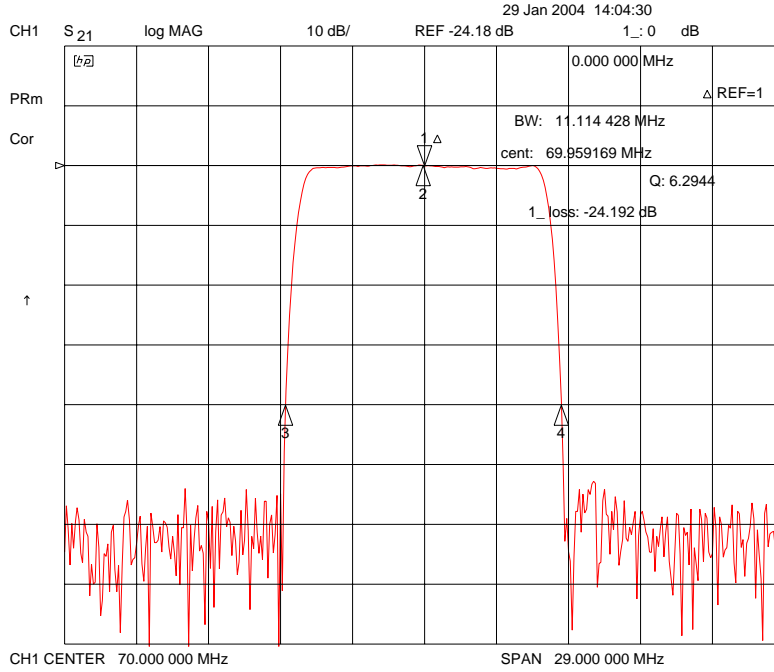
- 1) Manufacturer name
- 2) Lot Number
- 3) Part Number

 Integrated Technology Future	ITF Co., Ltd. 102-901, Bucheon Technopark 364, Samjeong-Dong, Ojeong-Gu, Bucheon-City, Gyeonggi-Do, Korea 421-809	Part No.	201140B	
		Rev. Date	2004-04-19	
		Rev.	NI0007-CS01	3/5

SAW Bandpass Filter 201140B



6. Typical Performance (at +25°C)



ITF Co., Ltd.
102-901, Bucheon Technopark 364,
Samjeong-Dong, Ojeong-Gu, Bucheon-City,
Gyeonggi-Do, Korea 421-809

Part No.

201140B

Rev. Date

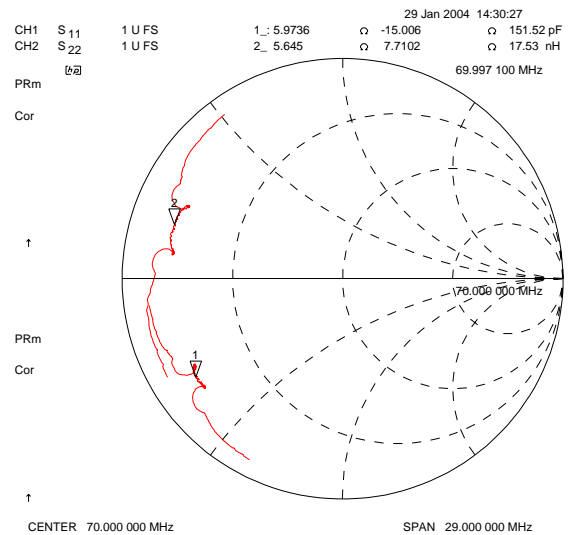
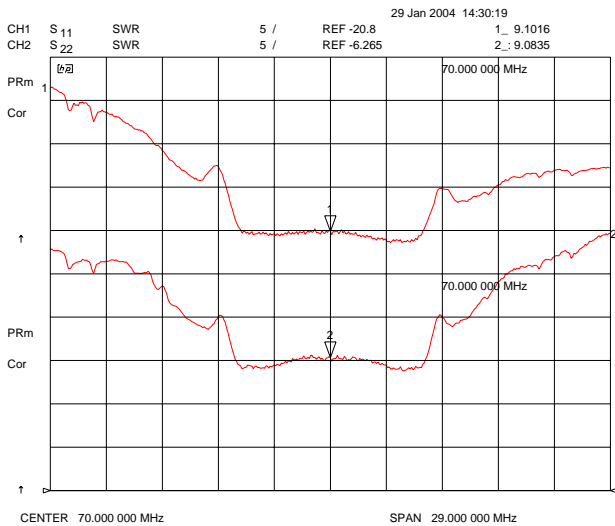
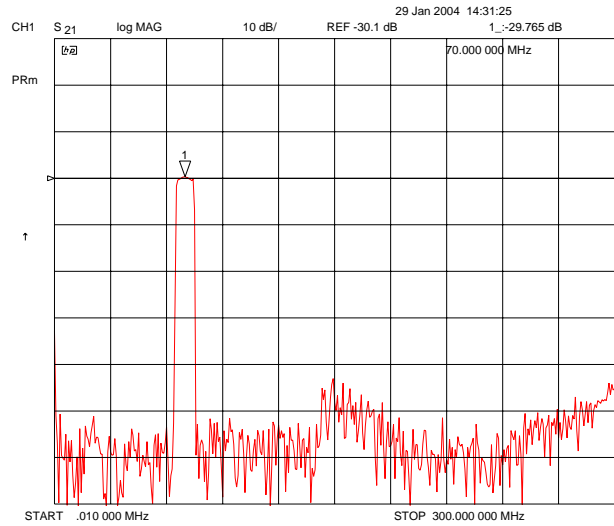
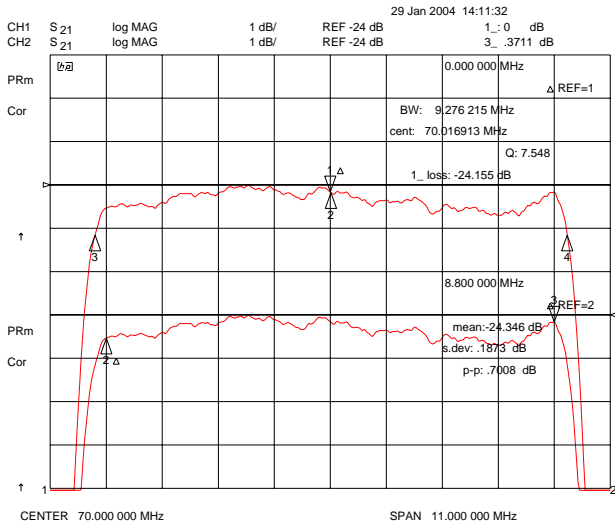
2004-04-19

Rev.

NI0007-CS01

4/5

SAW Bandpass Filter 201140B



ITF Co., Ltd.
 102-901, Bucheon Technopark 364,
 Samjeong-Dong, Ojeong-Gu, Bucheon-City,
 Gyeonggi-Do, Korea 421-809

Part No.	201140B	
Rev. Date	2004-04-19	
Rev.	NI0007-CS01	5/5