






10.2 - 10.7 GHz

Antenna Inputs. All antenna VSWR values are specified with CPR and PDR flanges. Other optional flanges may result in equal or slightly higher VSWR. Contact Andrew for details.
Pressurization. Feeds are pressurizable to 10 lb/in² (70 kPa).
ValuLine® Antennas. See page 127.

Type Number	Diameter ft (m)	RPE Number(s)	Regulatory Compliance				Gain, dBi	Beamwidth Degrees	Cross Pol. Disc., dB	F/B Ratio dB	VSWR max. (R.L., dB)			
			U.S. FCC 101	U.S. FCC 74	U.S. FCC 78	ETSI Class						ETSI Gain		
UHX  Ultra High Performance Antennas – Dual Polarized Antenna Inputs: CPR90G and PDR100														
UHX4-102	4 (1.2)	3758 4505	-	-	-	-	-	39.3	39.5	39.7	1.8	33	68	1.10 (26.4)
UHX6-102	6 (1.8)	3769 4494	-	-	-	-	-	42.5	42.7	42.9	1.2	33	79	1.10 (26.4)
UHX8-102	8 (2.4)	3760 4506	-	-	-	-	-	45.0	45.1	45.2	0.9	33	78	1.10 (26.4)
UHX10-102	10 (3.0)	3348 3762	A	-	-	2	2	46.7	46.8	46.9	0.8	33	80	1.10 (26.4)
HPX  High Performance Antennas – Dual Polarized Antenna Inputs: CPR90G and PDR100														
HPX4-102	4 (1.2)	3752	-	-	-	-	-	39.6	39.8	40.0	1.8	30	58	1.15 (23.1)
HPX6-102	6 (1.8)	3336	A	-	-	2	2	42.9	43.1	43.3	1.2	30	68	1.10 (26.4)
HPX8-102	8 (2.4)	3754	-	-	-	-	-	45.3	45.4	45.5	0.9	30	68	1.10 (26.4)
HPX10-102	10 (3.0)	3756	-	-	-	-	-	47.0	47.1	47.2	0.7	30	68	1.10 (26.4)
High Performance Antennas – Single Polarized Antenna Inputs: CPR90G and PDR100														
HP2-102	2 (0.6)	3742	-	-	-	1	2	33.2	33.3	33.4	3.6	30	50	1.15 (23.1)
HP4-102	4 (1.2)	3744	B	-	-	2	2	39.7	39.9	40.1	1.8	30	58	1.10 (26.4)
HP6-102	6 (1.8)	3326	B	-	-	1	2	42.9	43.1	43.3	1.2	30	68	1.10 (26.4)
HP8-102	8 (2.4)	3746	A	-	-	2	2	45.3	45.4	45.5	0.9	30	68	1.10 (26.4)
HP10-102	10 (3.0)	3748	A	-	-	2	2	47.0	47.1	47.2	0.7	30	68	1.10 (26.4)
PX  Standard Antennas – Dual Polarized Antenna Inputs: CPR90G and PDR100														
PX4-102	4 (1.2)	3314	B	-	-	-	-	39.7	39.9	40.1	1.8	30	45	1.10 (26.4)
PX6-102	6 (1.8)	3731	B	-	-	-	-	43.1	43.2	43.3	1.2	30	50	1.10 (26.4)
PX8-102	8 (2.4)	3740	-	-	-	-	-	45.4	45.5	45.6	0.9	30	52	1.10 (26.4)
PX10-102	10 (3.0)	3320	A	-	-	1	2	47.1	47.2	47.3	0.7	30	58	1.10 (26.4)
Standard Antennas – Single Polarized Antenna Inputs: CPR90G and PDR100														
P4-102	4 (1.2)	3306	B	-	-	-	-	39.7	39.9	40.1	1.8	30	45	1.10 (26.4)
P6-102	6 (1.8)	3308	B	-	-	1	2	43.1	43.2	43.3	1.2	30	50	1.10 (26.4)
P8-102	8 (2.4)	3732	-	-	-	-	-	45.4	45.5	45.6	0.9	30	52	1.10 (26.4)
P10-102	10 (3.0)	3312	A	-	-	1	2	47.1	47.2	47.3	0.7	30	58	1.10 (26.4)

Reference ETSI Document EN300833 for 3 to 60 GHz