

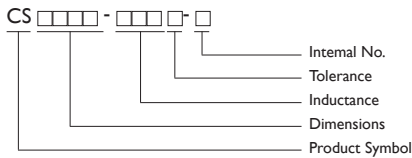
Wire Chip Inductors High Frequency

CS Series

Lead-free / For RF Signals



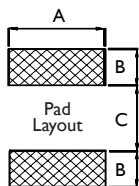
PRODUCT IDENTIFICATION



• Tolerance :G=±2%, J=±5%, K=±10%

RECOMMENDED PATTERN

Dimensions : mm



TYPE	A	B	C
CS0402	0.66	0.36	0.46
CS0603	1.02	0.64	0.64
CS0805	1.78	1.02	0.76
CS1008	2.54	1.02	1.27

Due to technical expertise of accurately winding skill, these chip inductors are designed as filtering, impedance matching, resonance and choke circuits for RF designer. The stand series as well as customer design to meet your needs of telecom & wireless products.

APPLICATIONS

RF products for cellular phone, GPS receiver, Base Station, Repeater, Wireless LAN/ Mouse/ Keyboard/ earphone, remote control, security system and other RF modules.

FEATURES

Meet SONY SS-00259's criteria for lead-free product. RoHs compliance.

Ceramic body and wire wound construction provide highest SRFs.

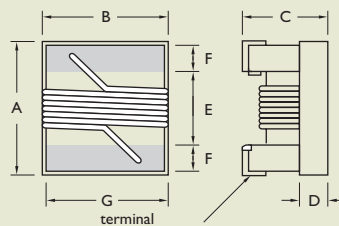
These ultra-compact inductors provided exceptional Q values, even at high frequencies.

Their ceramic construction delivers the highest possible SRFs as well as excellent Q values.

The non-magnetic coil form also assures the utmost in thermal stability, predictability and batch consistency

CS series is standard parts for RF designers.

SHAPES AND DIMENSIONS



Terminal Wraparound :
CS0402: Approx. 0.18mm Both Ends
CS0603: Approx. 0.18mm Both Ends
CS0805: Approx. 0.38mm Both Ends
CS1008: Approx. 0.38mm Both Ends

TYPE	A	B	C	D	E	F	G
CS0402	1.19 ⁺⁰	0.7 ⁺⁰	0.66 ⁺⁰	0.25Ref	0.56	0.23	0.51
CS0603	1.80 ⁺⁰	1.12 ⁺⁰	1.02 ⁺⁰	0.35Ref	0.86	0.33	0.76
CS0805	2.29 ⁺⁰	1.73 ⁺⁰	1.52 ⁺⁰	0.50Ref	1.02	0.44	1.27
CS1008	2.92 ⁺⁰	2.79 ⁺⁰	2.03 ⁺⁰	0.70Ref	1.52	0.51	2.03



ELECTRICAL CHARACTERISTICS : LEAD-FREE & ROHS COMPLIANCE

PART NO.	Inductance (nH)	Tolerance (±%)	900MHz				SRF Min (GHz)	RDC MAX	I _{rms} Max (mA)	
			Min	L typ	Q typ	L typ				Q typ
CS0402-1N0 □ -N	1.0	10/5	16	1.02	77	1.02	69	12.70	0.045	1360
CS0402-1N9 □ -N	1.9	10/5	16	1.72	68	1.74	82	11.30	0.070	1040
CS0402-2N0 □ -N	2.0	10/5	16	1.93	54	1.93	75	11.10	0.070	1040
CS0402-2N2 □ -N	2.2	10/5	19	2.19	59	2.23	100	10.80	0.070	960
CS0402-2N4 □ -N	2.4	10/5	15	2.24	51	2.27	68	10.50	0.068	790
CS0402-2N7 □ -N	2.7	10/5	16	2.58	42	2.60	61	10.40	0.120	640
CS0402-3N3 □ -N	3.3	10/5	19	3.10	65	3.12	87	7.00	0.066	840
CS0402-3N6 □ -N	3.6	10/5	19	3.56	45	3.62	71	6.80	0.066	840
CS0402-3N9 □ -N	3.9	10/5	19	3.89	50	4.00	75	6.00	0.066	840
CS0402-4N3 □ -N	4.3	10/5	18	4.19	47	4.30	71	6.00	0.091	700
CS0402-4N7 □ -N	4.7	10/5	15	4.55	48	4.68	68	4.77	0.130	640
CS0402-5N1 □ -N	5.1	10/5	20	5.15	56	5.25	82	4.80	0.083	800
CS0402-5N6 □ -N	5.6	10/5	20	5.16	54	5.28	81	4.80	0.083	760
CS0402-6N2 □ -N	6.2	10/5	20	6.16	52	6.37	76	4.80	0.083	760
CS0402-6N8 □ -N	6.8	10/5	20	6.56	63	6.93	78	4.80	0.083	680
CS0402-7N5 □ -N	7.5	10/5	22	7.91	60	8.22	88	4.80	0.10	680
CS0402-8N2 □ -N	8.2	10/5	22	8.50	57	8.85	84	4.40	0.10	680
CS0402-8N7 □ -N	8.7	10/5	18	8.78	54	9.21	73	4.10	0.20	480
CS0402-9N0 □ -N	9.0	10/5	22	9.07	62	9.53	78	4.16	0.10	680
CS0402-9N5 □ -N	9.5	10/5	18	9.42	54	9.98	69	4.00	0.20	480
CS0402-10N □ -N	10.0	10/5	21	9.8	50	10.10	67	3.90	0.20	480
CS0402-11N □ -N	11.0	10/5	24	10.7	52	11.20	78	3.68	0.12	640
CS0402-12N □ -N	12.0	10/5	24	11.9	53	12.70	71	3.60	0.12	640
CS0402-13N □ -N	13.0	10/5	24	13.4	51	14.63	57	3.45	0.21	440
CS0402-15N □ -N	15.0	10/5	24	14.6	55	15.50	77	3.28	0.17	560
CS0402-16N □ -N	16.0	10/5	24	16.6	46	18.86	47	3.10	0.22	560
CS0402-18N □ -N	18.0	10/5	25	18.3	57	20.28	62	3.10	0.23	420
CS0402-19N □ -N	19.0	10/5	24	19.1	50	21.10	67	3.04	0.20	480
CS0402-20N □ -N	20.0	10/5	25	20.7	52	23.66	53	3.00	0.25	420
CS0402-22N □ -N	22.0	10/5	25	23.2	53	26.75	53	2.80	0.30	400
CS0402-23N □ -N	23.0	10/5	22	23.8	49	26.90	64	2.72	0.30	400
CS0402-24N □ -N	24.0	10/5	25	25.1	51	29.50	50	2.70	0.30	400
CS0402-27N □ -N	27.0	10/5	24	28.7	49	33.50	63	2.48	0.30	400
CS0402-30N □ -N	30.0	10/5	25	31.1	46	38.50	39	2.35	0.30	400
CS0402-33N □ -N	33.0	10/5	24	34.9	31	41.74	32	2.35	0.40	400
CS0402-36N □ -N	36.0	10/5	24	39.5	44	48.40	53	2.32	0.44	320
CS0402-39N □ -N	39.0	10/5	25	41.7	47	50.23	45	2.10	0.55	200
CS0402-40N □ -N	40.0	10/5	24	39.0	44	47.40	33	2.24	0.44	320
CS0402-43N □ -N	43.0	10/5	25	45.8	46	61.55	34	2.03	0.81	100
CS0402-47N □ -N	47.0	10/5	20	50.0	38	-	-	2.10	0.83	150
CS0402-51N □ -N	51.0	10/5	25	56.6	40	-	-	1.75	0.82	100
CS0402-56N □ -N	56.0	10/5	22	62.8	42	-	-	1.76	0.97	100
CS0402-68N □ -N	68.0	10/5	22	78.2	36	-	-	1.62	1.12	100
CS0402-82N □ -N	82.0	10/5	20	-	-	-	-	1.26	1.55	50
CS0402-R10 □ -N	100.0	10/5	20	-	-	-	-	1.16	2.00	30

1. When ordering, please specify tolerance and packaging code. Ex : CS0402-10NJ-N

Tolerance : G = ±2% , J = ±5% , K = ±10% , M = ±20% Packaging : Clear Tape and Reel (Standard)

2. L, Q : Agilent / HP4291A+Agilent / HP16193A @250MHz

3. SRF : Agilent/HP8753D / Agilent/HP8722ES

4. RDC : Digital Multimeter SC-7401

5. I_{rms} for a 15°C rise above 25°C ambient



ELECTRICAL CHARACTERISTICS CS0603 SERIES : LEAD-FREE & ROHS COMPLIANCE

PART NO.	INDUCTANCE (nH)	TOLERANCE (%)	TEST FREQUENCY (MHz)	Q Min.	SRF (MHz) Min.	DC RESISTANCE (Ω) Max.	RATED CURRENT (mA) Max.	900MHz		1.7 GHz		COLOR CODING
								L TYPE	Q TYPE	L TYPE	Q TYPE	
CS0603-1N6 □ -N	1.6	10/5	250	24	12500	0.030	700	1.67	49	1.65	63	Red
CS0603-1N8 □ -N	1.8	10/5	250	16	12500	0.045	700	1.63	35	1.66	50	Black
CS0603-3N6 □ -N	3.6	10/5	250	22	5900	0.063	700	3.72	53	3.71	65	Red
CS0603-3N9 □ -N	3.9	10/5	250	22	6900	0.080	700	3.95	49	3.96	67	Brown
CS0603-4N3 □ -N	4.3	10/5	250	22	5900	0.063	700	4.32	50	4.33	70	Orange
CS0603-4N7 □ -N	4.7	10/5	250	20	5800	0.116	700	4.72	47	4.75	57	Violet
CS0603-5N1 □ -N	5.1	10/5	250	20	5700	0.140	700	4.93	47	4.95	56	Green
CS0603-5N6 □ -N	5.6	10/5	250	20	5800	0.170	700	5.53	56	5.86	77	Yellow
CS0603-6N3 □ -N	6.3	10/5	250	20	5700	0.140	700	5.5	47	6.1	60	White
CS0603-6N8 □ -N	6.8	10/5	250	27	5800	0.110	700	6.75	60	7.1	81	Red
CS0603-7N5 □ -N	7.5	10/5	250	28	4800	0.106	700	7.70	60	7.82	65	Brown
CS0603-8N2 □ -N	8.2	10/5	250	28	4700	0.109	700	8.30	60	8.50	60	White
CS0603-8N7 □ -N	8.7	10/5	250	28	4600	0.109	700	8.86	62	9.32	58	Yellow
CS0603-9N5 □ -N	9.5	10/5	250	28	5400	0.135	700	9.70	59	9.92	61	Blue
CS0603-10N □ -N	10	10/5/2	250	31	4800	0.130	700	10	66	10.6	83	Orange
CS0603-11N □ -N	11	10/5/2	250	33	4000	0.086	700	11	53	11.5	56	Gray
CS0603-12N □ -N	12	10/5/2	250	35	4000	0.130	700	12.3	72	13.5	83	Yellow
CS0603-15N □ -N	15	10/5/2	250	35	4000	0.170	700	15.4	64	16.8	89	Green
CS0603-16N □ -N	16	10/5/2	250	34	3300	0.104	700	16.2	55	17.3	52	White
CS0603-18N □ -N	18	10/5/2	250	35	3100	0.170	700	18.7	70	21.4	69	Blue
CS0603-22N □ -N	22	10/5/2	250	38	3000	0.190	700	22.8	73	26.1	71	Violet
CS0603-24N □ -N	24	10/5/2	250	37	2650	0.135	700	24.5	45	28.7	39	Black
CS0603-27N □ -N	27	10/5/2	250	40	2800	0.220	600	29.2	74	34.6	65	Gray
CS0603-30N □ -N	30	10/5/2	250	37	2250	0.144	600	31.4	47	39.9	28	Brown
CS0603-33N □ -N	33	10/5/2	250	40	2300	0.220	600	36	67	49.5	42	White
CS0603-36N □ -N	36	10/5/2	250	38	2080	0.250	600	39.4	47	52.7	24	Red
CS0603-39N □ -N	39	10/5/2	250	40	2200	0.250	600	42.7	60	60.2	40	Black
CS0603-43N □ -N	43	10/5/2	250	39	2000	0.280	600	47	44	64.9	21	Orange
CS0603-47N □ -N	47	10/5/2	200	38	2000	0.280	600	52.2	62	77.2	35	Brown
CS0603-56N □ -N	56	10/5/2	200	38	1900	0.310	600	62.5	56	97	26	Red
CS0603-68N □ -N	68	10/5/2	200	37	1700	0.340	600	80.5	54	168	21	Orange
CS0603-72N □ -N	72	10/5/2	150	34	1700	0.490	400	82	53	135	20	Yellow
CS0603-82N □ -N	82	10/5/2	150	34	1700	0.540	400	96.2	54	177	21	Green
CS0603-R10 □ -N	100	10/5/2	150	34	1400	0.580	400	124	49	-	-	Blue
CS0603-R11 □ -N	110	10/5/2	150	32	1350	0.610	300	138	43	-	-	Violet
CS0603-R12 □ -N	120	10/5/2	150	32	1300	0.750	300	166	39	-	-	Gray
CS0603-R15 □ -N	150	10/5/2	150	28	990	0.920	280	250	25	-	-	White
CS0603-R18 □ -N	180	10/5/2	100	25	990	1.250	240	305	22	-	-	Black
CS0603-R22 □ -N	220	10/5/2	100	25	900	2.100	200	-	-	-	-	Brown
CS0603-R27 □ -N	270	10/5/2	100	24	900	2.300	170	-	-	-	-	Red
CS0603-R33 □ -N	330	10/5/2	100	25	900	3.890	100	-	-	-	-	Orange
CS0603-R39 □ -N	390	10/5/2	100	25	700	4.350	100	-	-	-	-	Yellow

• When ordering, please specify tolerance and packaging code. Ex : CS0603-R12J -N

• Packaging : Clear Tape and Reel (Standard)

• SRF : HP8753D / HP4291A

• Irms for a 15°C rise above 25°C ambient.

• Tolerance : G = $\pm 2\%$, J = $\pm 5\%$, K = $\pm 10\%$

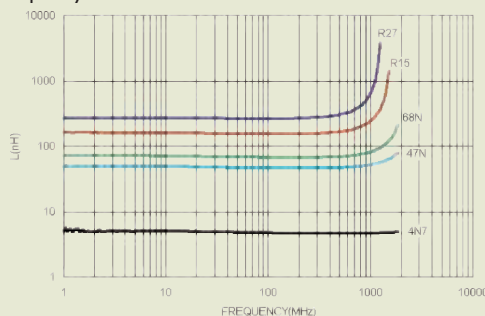
• L, Q : Agilent / HP4291A + Agilent / HP16193A

• RDC : CH502BC HP4338B

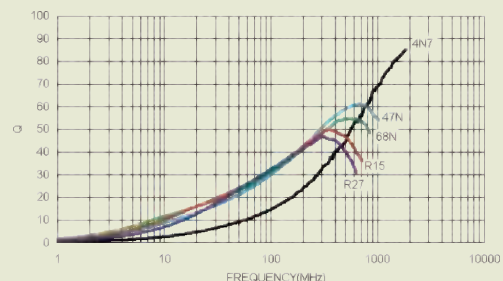
• Operating Temperature Range from -40°C to 125°C

TEST INSTRUMENTS : HP4291A MATERIAL / IMPEDANCE ANALYZER

Typical L vs. Frequency



Typical Q vs. Frequency





ELECTRICAL CHARACTERISTICS CS0805 SERIES : LEAD-FREE & ROHS COMPLIANCE

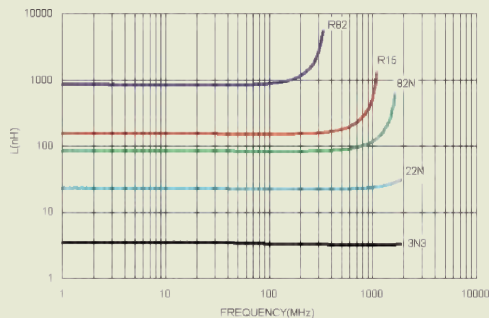
PART NO.	INDUCTANCE (nH)	TOLERANCE (±%)	TEST FREQUENCY (MHz)	Q Min.	TEST FREQUENCY (MHz)	SRF (MHz) Min.	DC RESISTANCE (Ω) Max.	RATED CURRENT (mA) Max.	COLOR CODING
CS0805-2N8 □ -N	2.8	10/5	250	80	1500	7900	0.06	800	Gray
CS0805-3N0 □ -N	3.0	10/5	250	65	1500	7900	0.06	800	White
CS0805-3N3 □ -N	3.3	10/5	250	50	1500	7900	0.08	600	Black
CS0805-5N6 □ -N	5.6	10/5	250	65	1000	5500	0.08	600	Orange
CS0805-6N8 □ -N	6.8	10/5	250	50	1000	5500	0.11	600	Brown
CS0805-7N5 □ -N	7.5	10/5	250	50	1000	4500	0.14	600	Green
CS0805-8N2 □ -N	8.2	10/5	250	50	1000	4700	0.12	600	Red
CS0805-12N □ -N	12	10/5/2	250	50	500	4000	0.15	600	Orange
CS0805-15N □ -N	15	10/5/2	250	50	500	3400	0.17	600	Yellow
CS0805-18N □ -N	18	10/5/2	250	50	500	3300	0.20	600	Green
CS0805-22N □ -N	22	10/5/2	250	55	500	2600	0.22	500	Blue
CS0805-24N □ -N	24	10/5/2	250	50	500	2000	0.22	500	Gray
CS0805-27N □ -N	27	10/5/2	250	55	500	2500	0.25	500	Violet
CS0805-33N □ -N	33	10/5/2	250	60	500	2050	0.27	500	Gray
CS0805-36N □ -N	36	10/5/2	250	55	500	1700	0.27	500	Orange
CS0805-39N □ -N	39	10/5/2	250	60	500	2000	0.29	500	White
CS0805-43N □ -N	43	10/5/2	200	60	500	1650	0.34	500	Yellow
CS0805-47N □ -N	47	10/5/2	200	60	500	1650	0.31	500	Black
CS0805-56N □ -N	56	10/5/2	200	60	500	1550	0.34	500	Brown
CS0805-68N □ -N	68	10/5/2	200	60	500	1450	0.38	500	Red
CS0805-82N □ -N	82	10/5/2	150	65	500	1300	0.42	400	Orange
CS0805-91N □ -N	91	10/5/2	150	65	500	1200	0.48	400	Black
CS0805-R10 □ -N	100	10/5/2	150	65	500	1200	0.46	400	Yellow
CS0805-R11 □ -N	110	10/5/2	150	50	250	1000	0.48	400	Brown
CS0805-R12 □ -N	120	10/5/2	150	50	250	1100	0.51	400	Green
CS0805-R15 □ -N	150	10/5/2	100	50	250	920	0.56	400	Blue
CS0805-R18 □ -N	180	10/5/2	100	50	250	870	0.64	400	Violet
CS0805-R20 □ -N	200	10/5/2	100	50	250	860	0.68	400	Red
CS0805-R22 □ -N	220	10/5/2	100	50	250	850	0.70	400	Gray
CS0805-R24 □ -N	240	10/5/2	100	44	250	690	1.00	350	Red
CS0805-R25 □ -N	250	10/5/2	100	45	250	660	1.20	350	Yellow
CS0805-R27 □ -N	270	10/5/2	100	48	250	650	1.00	350	White
CS0805-R33 □ -N	330	10/5/2	100	48	250	600	1.40	310	Black
CS0805-R39 □ -N	390	10/5/2	100	48	250	560	1.50	290	Brown
CS0805-R47 □ -N	470	10/5/2	50	33	100	375	1.76	250	Violet
CS0805-R56 □ -N	560	10/5/2	25	23	50	340	1.90	230	Orange
CS0805-R62 □ -N	620	10/5/2	25	23	50	220	2.20	210	White
CS0805-R68 □ -N	680	10/5/2	25	23	50	188	2.20	190	Green
CS0805-R82 □ -N	820	10/5/2	25	23	50	215	2.35	180	Blue
CS0805-1R0 □ -N	1000	10/5/2	25	20	50	100	2.50	170	Violet

- When ordering, please specify tolerance and packaging code. Ex : CS0805-R12J -N
- Packaging : Clear Tape and Reel (Standard)
- SRF : HP8753D / HP4291A
- Irms for a 15°C rise above 25°C ambient.

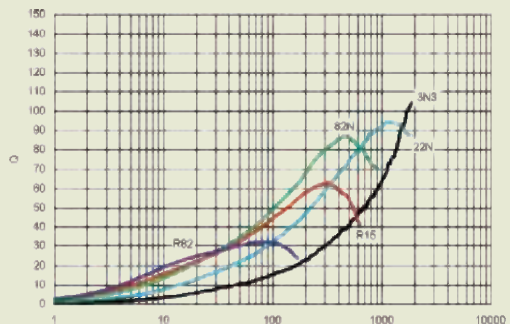
- Tolerance : G = ±2% , J = ±5% , K = ±10% ,
- L, Q : Agilent / HP4291A + Agilent / HPI6193A
- RDC : CH502BC HP4338B
- Operating Temperature Range from -40°C to 125°C

TEST INSTRUMENTS : HP4291A MATERIAL / IMPEDANCE ANALYZER

Typical L vs Frequency



Typical Q vs Frequency



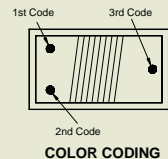


ELECTRICAL CHARACTERISTICS CSI008 SERIES : LEAD-FREE & ROHS COMPLIANCE

PART NO.	INDUCTANCE (nH)	TOLERANCE (±%)	TEST FREQUENCY (MHz)	Q Min.	TEST FREQUENCY (MHz)	SRF (MHz) Min.	DC RESISTANCE (Ω) Max.	RATED CURRENT (mA) Max.	COLOR CODING		
									1 st	2 nd	3 rd
CSI008-10N □ -N	10	10/5/2	50	50	500	4100	0.08	1000	Brown	Black	Black
CSI008-12N □ -N	12	10/5/2	50	50	500	3300	0.09	1000	Brown	Red	Black
CSI008-15N □ -N	15	10/5/2	50	50	500	2500	0.10	1000	Brown	Green	Black
CSI008-18N □ -N	18	10/5/2	50	50	350	2500	0.11	1000	Brown	Gray	Black
CSI008-22N □ -N	22	10/5/2	50	55	350	2400	0.12	1000	Red	Red	Black
CSI008-27N □ -N	27	10/5/2	50	55	350	1600	0.13	1000	Red	Violet	Black
CSI008-33N □ -N	33	10/5/2	50	60	350	1600	0.14	1000	Orange	Orange	Black
CSI008-39N □ -N	39	10/5/2	50	60	350	1500	0.15	1000	Orange	White	Black
CSI008-47N □ -N	47	10/5/2	50	65	350	1500	0.16	1000	Yellow	Violet	Black
CSI008-56N □ -N	56	10/5/2	50	65	350	1300	0.18	1000	Green	Blue	Black
CSI008-68N □ -N	68	10/5/2	50	65	350	1300	0.20	1000	Blue	Gray	Black
CSI008-82N □ -N	82	10/5/2	50	60	350	1000	0.22	1000	Gray	Red	Black
CSI008-R10 □ -N	100	10/5/2	25	60	350	1000	0.56	650	Brown	Black	Brown
CSI008-R12 □ -N	120	10/5/2	25	60	350	950	0.63	650	Brown	Red	Brown
CSI008-R15 □ -N	150	10/5/2	25	45	100	850	0.70	580	Brown	Green	Brown
CSI008-R18 □ -N	180	10/5/2	25	45	100	750	0.77	620	Brown	Gray	Brown
CSI008-R22 □ -N	220	10/5/2	25	45	100	700	0.84	500	Red	Red	Brown
CSI008-R27 □ -N	270	10/5/2	25	45	100	600	0.91	500	Red	Violet	Brown
CSI008-R33 □ -N	330	10/5/2	25	45	100	570	1.05	450	Orange	Orange	Brown
CSI008-R39 □ -N	390	10/5/2	25	45	100	500	1.12	470	Orange	White	Brown
CSI008-R47 □ -N	470	10/5/2	25	45	100	450	1.19	470	Yellow	Violet	Brown
CSI008-R56 □ -N	560	10/5/2	25	45	100	415	1.33	400	Green	Blue	Brown
CSI008-R62 □ -N	620	10/5/2	25	45	100	375	1.40	300	Blue	Red	Brown
CSI008-R68 □ -N	680	10/5/2	25	45	100	375	1.47	400	Blue	Gray	Brown
CSI008-R75 □ -N	750	10/5/2	25	45	100	360	1.54	360	Violet	Green	Brown
CSI008-R82 □ -N	820	10/5/2	25	45	100	350	1.61	400	Gray	Red	Brown
CSI008-R91 □ -N	910	10/5/2	25	35	50	320	1.68	380	White	Brown	Brown
CSI008-1R0 □ -N	1000	10/5/2	25	35	50	290	1.75	370	Brown	Black	Red
CSI008-1R2 □ -N	1200	10/5/2	7.9	35	50	250	2.0	310	Brown	Red	Red
CSI008-1R5 □ -N	1500	10/5/2	7.9	28	50	200	2.3	330	Brown	Green	Red
CSI008-1R8 □ -N	1800	10/5/2	7.9	28	50	160	2.6	300	Brown	Gray	Red
CSI008-2R2 □ -N	2200	10/5/2	7.9	28	50	160	2.8	280	Red	Red	Red
CSI008-2R7 □ -N	2700	10/5/2	7.9	22	25	140	3.2	290	Red	Violet	Red
CSI008-3R3 □ -N	3300	10/5/2	7.9	22	25	110	3.4	290	Orange	Orange	Red
CSI008-3R9 □ -N	3900	10/5/2	7.9	20	25	100	3.6	260	Orange	White	Red
CSI008-4R7 □ -N	4700	10/5/2	7.9	20	25	90	4.0	260	Yellow	Violet	Red
CSI008-5R6 □ -N	5600	10/5/2	7.9	18	7.9	45	4.0	240	Green	Blue	Red
CSI008-6R8 □ -N	6800	10/5/2	7.9	18	7.9	40	4.9	200	Blue	Gray	Red
CSI008-8R2 □ -N	8200	10/5/2	7.9	18	7.9	25	6.0	170	Gray	Red	Red
CSI008-100 □ -N	10000	10/5/2	7.9	18	7.9	25	8.0	150	Brown	Black	Orange

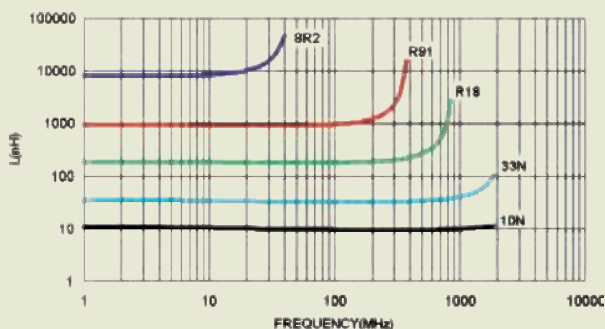
- When ordering, please specify tolerance and packaging code. Ex : CS0805-R12J -N
- Packaging : Clear Tape and Reel (Standard)
- SRF : HP8753D / HP4291A
- Irms for a 15°C rise above 25°C ambient.

- Tolerance : G = ±2% , J = ±5% , K = ±10% ,
- L, Q : Agilent / HP4291A + Agilent / HP16193A
- RDC : CH502BC HP4338B
- Operating Temperature Range from -40°C to 125°C

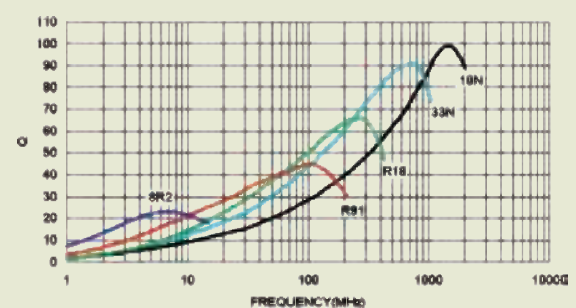


TEST INSTRUMENTS : HP4291A IMPEDANCE / MATERIAL ANALYZER

Typical L vs Frequency



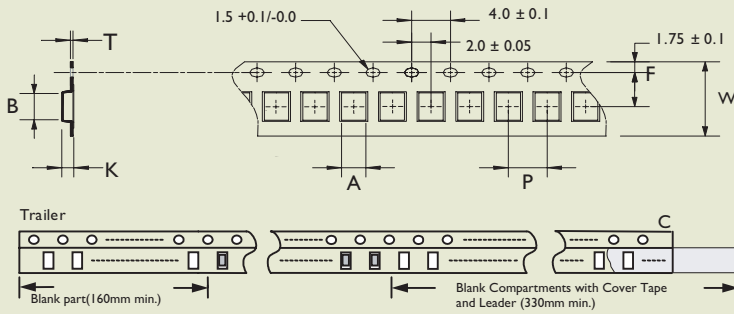
Typical Q vs Frequency



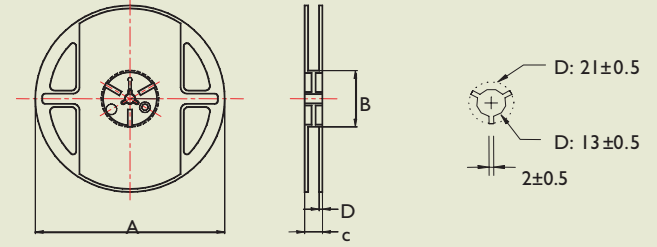


PACKAGING SPECIFICATIONS

Tape Dimensions



Reel Dimensions



Dimensions : mm

TYPE	TAPE DIMENSIONS							REEL DIMENSIONS				QUANTITY/REEL
	A	B	T	W	P	F	K	A	B	C	D	
CS0402	0.7	1.2	0.23	8	4	3.5	0.62	178	60	12	1.5	4000
CS0603	1.15	1.83	0.23	8	4	3.5	1.00	178	60	12	1.5	4000
CS0805	1.85	2.45	0.23	8	4	3.5	1.45	178	60	12	1.5	2000
CS1008	2.70	2.95	0.23	8	4	3.5	2.25	178	60	12	1.5	2000

RECOMMEND SOLDERING CONDITIONS

for:CS/ CT/ LCN/ HC/ HQ/ CMM/ NL (open type)/ NLC (open type)/ LS

