

# AMPHENOL

# SD308

## SEALED D-SUB

For Air, Land or Sea, these connectors are SEALED! Amphenol's SD308 Connectors are available in the full range of standard and high-density arrangements, either pin or socket. These connectors are supplied with fixed screw machine contacts and are available in Solder Cup, Straight or Right Angle PCB terminations.

### Applications:

- Industrial Controllers
- Ruggedized Computers and Peripheral Equipment
- Ideal for Retrofit Applications or Late Design-In

## SPECIFICATIONS

### PRODUCT FEATURES:

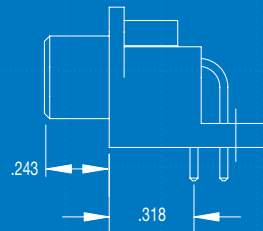
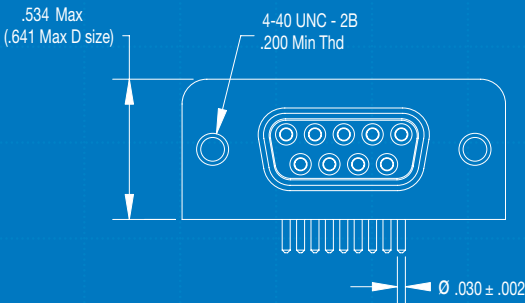
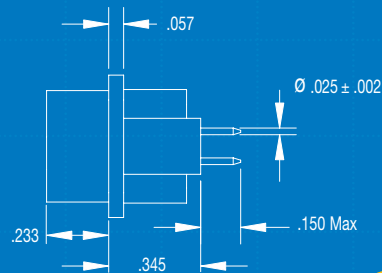
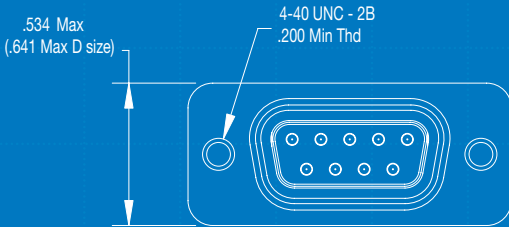
- ONE PIECE MACHINED ALUMINUM SHELL
- SCREW MACHINE CONTACTS
- HI GRADE THERMOPLASTIC INSERTS
- INTEGRATED BLIND PANEL MOUNTS
- SUPPLIED WITH CONDUCTIVE PANEL SEAL GASKET
- MATES WITH MIL-DTL-24308 D-SUBS

### MATERIALS AND PLATINGS:

SHELL	MACHINED ALUMINUM ALLOY, TIN PLATED
INSERTS	HIGH TEMPERATURE RESISTANT POLYETHERSULFONE PER MIL-P-46185
CONTACTS	COPPER ALLOY, 20µ" GOLD OVER NICKEL
SEAL	SILICONE ELASTOMER WITH NICKEL PLATED GRAPHITE

### ELECTRICAL RATINGS:

CURRENT RATING	5A
INSULATION RESISTANCE	5 GΩ @ 500 Vdc
WORKING VOLTAGE	120 Vac
D.W.V.	1,000 Vac PIN-PIN / PIN-SHELL
TEMPERATURE	-55°C / +125°C



Ask us about  
custom designs!

### SD308 - B25 S A 1 - 000

#### SHELL SIZE & NUMBER OF CONTACTS

STD Density E09, A15, B25, C37, D50  
HIGH Density E15, A26, B44, C62, D78, 6104

#### CONTACT TYPE

S = Socket Contact (Receptacle)  
P = Pin Contact (Plug)

000 = Standard part  
other deviations as required

#### MOUNTING TYPE

1 = 4-40 Blind Nut  
2 = 4-40 Blind Nut with R/A Mounting Bracket  
3 = Ø .120 thru hole  
4 = M3x0.5 Blind Nut

#### TERMINATION STYLE

A = Right Angle PCB  
B = Vertical PCB  
C = Solder Cup



Custom SD308

Visit [www.amphenolcanada.com](http://www.amphenolcanada.com) for drawings.

TELEPHONE: (416) 291-4401 FAX: (416) 292-0647 E-MAIL: SALES@AMPHENOLCANADA.COM

# SEALED D-SUB