MOLES91931

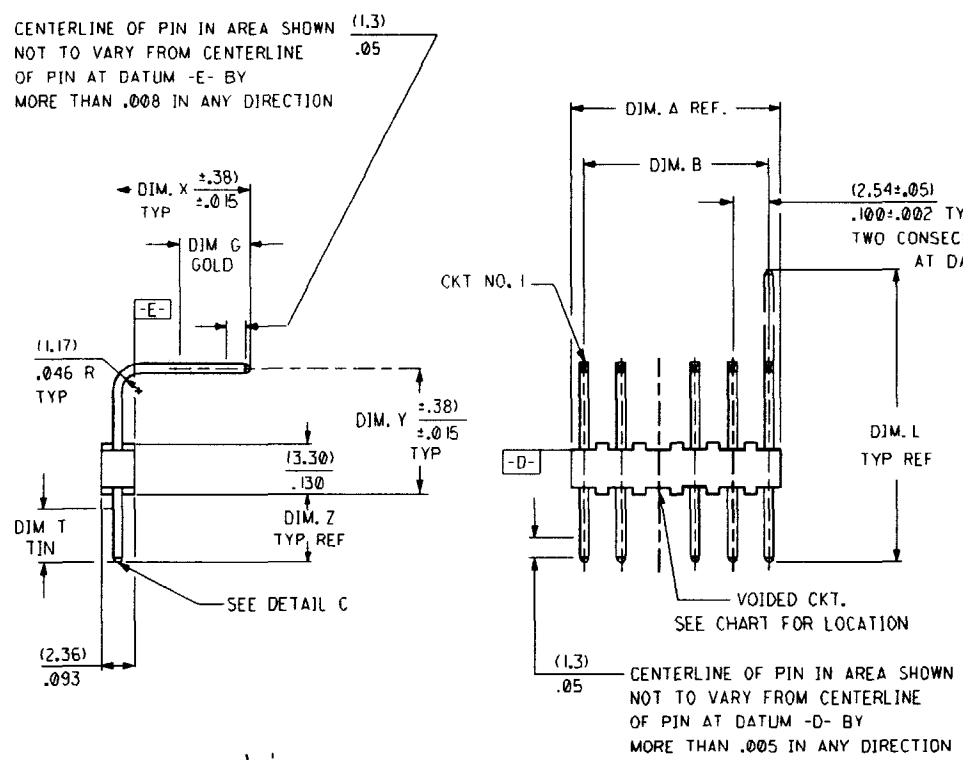

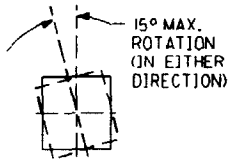

DETAIL C TYP.

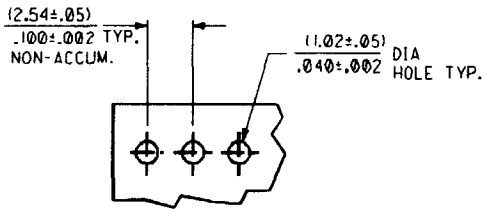

RECOMMENDED P.C. BOARD HOLE DIMENSIONS

A-42153- ** - ******* - **

- NO OF CKTS
- OPTION CODE SEE CHART
- PLATING CODE
- VOID LOCATION SEE CHART

NO. OF CKTS.	DIM. B	DIM. A
28	(68.58 ± .28) 2.700 ± .011	(70.87) 2.790
27	(66.04 ± .28) 2.600 ± .011	(68.33) 2.690
26	(63.50 ± .28) 2.500 ± .011	(65.79) 2.590
25	(60.96 ± .28) 2.400 ± .011	(63.25) 2.490
24	(58.42 ± .25) 2.300 ± .010	(60.71) 2.390
23	(55.88 ± .25) 2.200 ± .010	(58.17) 2.290
22	(53.34 ± .25) 2.100 ± .010	(55.63) 2.190
21	(50.80 ± .25) 2.000 ± .010	(53.09) 2.090
20	(48.26 ± .23) 1.900 ± .009	(50.55) 1.990
19	(45.72 ± .23) 1.800 ± .009	(48.01) 1.890
18	(43.18 ± .23) 1.700 ± .009	(45.47) 1.790
17	(40.64 ± .23) 1.600 ± .009	(42.93) 1.690
16	(38.10 ± .20) 1.500 ± .008	(40.39) 1.590
15	(35.56 ± .20) 1.400 ± .008	(37.85) 1.490
14	(33.02 ± .20) 1.300 ± .008	(35.31) 1.390
13	(30.48 ± .20) 1.200 ± .008	(32.77) 1.290
12	(27.94 ± .20) 1.100 ± .008	(30.23) 1.190
11	(25.40 ± .18) 1.000 ± .007	(27.69) 1.090
10	(22.86 ± .18) .900 ± .007	(25.15) .990
9	(20.32 ± .18) .800 ± .007	(22.61) .890
8	(17.78 ± .15) .700 ± .006	(20.07) .790
7	(15.24 ± .15) .600 ± .006	(17.53) .690
6	(12.70 ± .15) .500 ± .006	(14.99) .590
5	(10.16 ± .13) .400 ± .005	(12.45) .490
4	(7.62 ± .13) .300 ± .005	(9.91) .390
3	(5.08 ± .13) .200 ± .005	(7.37) .290
2	(2.54 ± .05) .100 ± .002	(4.83) .190

MFG.	SHL	REV.
6	G2	
5	J	
4	J	
3	I1	
2	G1	
1	J	

NOTES:

1. * PRECEDING ENG. NO. IN CHART DESIGNATES STANDARD PRODUCT.
2. SOLDERABILITY: WHEN PARTS ARE SOLDERED AT A TEMPERATURE OF (230° C) 446° F FOR 5 SECONDS EACH SOLDERED SURFACE SHALL BE A MINIMUM OF 95% COVERED WITH A SMOOTH CONTINUOUS ADHERENT COATING. FOR OTHER INFORMATION SEE ES-152.
3. PIN PUSH OUT FORCE: PRIOR TO SOLDERING, A 2 POUND MINIMUM FORCE (IN EITHER DIRECTION) SHALL BE REQUIRED TO PUSH THE PIN OUT OF THE HEADER.
4. FOR ADDITIONAL INFORMATION AND TESTING PROCEDURES SEE PS-10-07.
5. PARTS ARE STACKABLE END TO END ON .100 CENTERS.
6. BOW: .007 IN/IN

MATERIAL: HEADER: GLASS FILLED NYLON, COLOR NATURAL (WHITE)
PIN: BRASS OR PHOS BRONZE

PLATINGS: FOR ADDITIONAL INFORMATION SEE SDES-88.
(102) ELECTRO TIN .000450/.000200 OVER .000200/.000100 COPPER.
(501) GOLD .000030/.000020 OVER .000080/.000030 NICKEL
(503) GOLD .000040/.000030 OVER .000100/.000050 NICKEL
(567) SELECT GOLD .000015 MIN; SELECT TIN-LEAD .000100 MIN OVER .000050 MIN NICKEL
(569) SELECT GOLD .000030 MIN; SELECT TIN-LEAD .000100 MIN OVER .000050 MIN NICKEL

LTR.	REVISIONS	LTR.	REVISIONS
J	VOID TUBE PACK UCR2000-0790 5-30-00 SAMIEC	H	REMV KINKED PARTS PER ECR U3-0133 2-5-93 JJS
I1	REL -4-001102-51 EC U80532 97-8-26	G2	REL.-N-007569 PER ERO-30783 12-28-90 SCHMIDGALL
I	REV. NOTE 2 ECR U50562 1-3-95 SAMIEC	G1	ADD N007569 AND N007567 ERO-30125 8-20-90 SAMIEC

DIMENSIONS SHOWN (METRIC) INCH
UNLESS OTHERWISE SPECIFIED TOLERANCES: ANGULAR ± 1/2°

	INCH	METRIC
3 PLACE	± .010	
2 PLACE	± .015	± 0.25
1 PLACE		± 0.38

DRAFT WHERE APPLICABLE MUST REMAIN WITHIN DIMENSIONS

DRAWN BY SAMIEC CHK'D BY PATEL
APPR'D BY LENZ SCALE :

▽ = 0 ▼ = 0 REVISE ONLY ON CAD SYSTEM

TITLE FLAT HEADER ASSY (4094 WITH DIFFERENT MATL) 42153 SERIES DWG

MOLEX INCORPORATED LISLE, ILL. 60532 U.S.A.

SHEET NO. 1 OF 6 DATE 11/20/87

PART NO. SEE CHART DWG. NO. SDA-42153

FILE NAME 5421531

THIS DRAWING CONTAINS INFORMATION THAT IS PROPRIETARY TO MOLEX INC. AND SHOULD NOT BE USED WITHOUT WRITTEN PERMISSION.

REV. KK SIZE C

42153

ENG. NO.	HEADER NO	PIN NO	DIM L	DIM X	DIM G GOLD	DIM Z	DIM T TIN	DIM Y	DIM W	KINKED PINS	PACKAGING	EDP ON SHT/COL
A-42153-N-002501-*	42151-N	2766-1(501)	(14.22) .560	(4.17) .164		(5.92) .233		(4.80) .189	90°	NO	BULK	5 / 1
												/
												/
A-42153-N-005102-*	42151-N	2766-3(102)	(16.51) .650	(8.99) .354		(3.38) .133		(4.78) .188	90°	NO	BULK	5 / 4
A-42153-N-006102-*	42151-N	2766-8(102)	(21.39) .842	(5.00) .197		(11.00) .433		(5.99) .236	90°	NO	BULK	6 / 1
												/
												/
												/
												/
												/
												/
												/
												/
												/
												/
												/
												/
												/
												/
												/
												/
												/
												/
												/
												/

LTR.	REVISIONS	LTR.	REVISIONS
	SEE SHEET 1	C3	SEE SHEET 1
	SEE SHEET 1	C2	SEE SHEET 1
	SEE SHEET 1	C1	SEE SHEET 1
	SEE SHEET 1	B2	SEE SHEET 1
J	SEE SHEET 1	B1	SEE SHEET 1
H	SEE SHEET 1	A1	SEE SHEET 1
G1	SEE SHEET 1	A	SEE SHEET 1

DIMENSIONS SHOWN METRIC(INCH)
UNLESS OTHERWISE SPECIFIED TOLERANCES: ANGULAR ± 1/2°
DRAFT WHERE APPLICABLE MUST REMAIN WITHIN DIMENSIONS

DRWN BY SAMIEC | CHK'D BY PATEL | APP'D BY LENZ | SCALE :

REVISE ONLY ON CAD SYSTEM

TITLE: FLAT HEADER ASSEMBLY (4094 WITH DIFFERENT MATERIAL) 42153 SERIES DWG

MOLEX INCORPORATED LISLE, ILL. U.S.A.

SHEET NO. 4 | DATE 11/20/87

PART NO. SEE CHART | DWG. NO. SD A-42153

FILE NAME S42153X4 | DIV. KK | SIZE C

THIS DRAWING CONTAINS INFORMATION THAT IS PROPRIETARY TO MOLEX INC. AND SHOULD NOT BE USED WITHOUT WRITTEN PERMISSION

42153

A-42153-N-002501-*									A-42153-N-005102-*		
PART NO.	ENG. NO(SUFFIX ONLY)	VOID CKT.	PART NO.	ENG. NO(SUFFIX ONLY)	VOID CKT.	PART NO.	ENG. NO(SUFFIX ONLY)	VOID CKT.	PART NO.	ENG. NO(SUFFIX ONLY)	VOID CKT.
	-2-002501								22-67-2022	-2-005102	
	-3-002501								22-67-2032	-3-005102	
	-4-002501								22-67-2042	-4-005102	
	-5-002501								22-67-2052	-5-005102	
	-6-002501								22-67-2062	-6-005102	
	-7-002501								22-67-2072	-7-005102	
	-8-002501								22-67-2082	-8-005102	
	-9-002501								22-67-2092	-9-005102	
	-10-002501								22-67-2102	-10-005102	
	-11-002501								22-67-2112	-11-005102	
	-12-002501								22-67-2122	-12-005102	
	-13-002501								22-67-2132	-13-005102	
	-14-002501								22-67-2142	-14-005102	
	-15-002501								22-67-2152	-15-005102	
	-16-002501								22-67-2162	-16-005102	
	-17-002501								22-67-2172	-17-005102	
	-18-002501								22-67-2182	-18-005102	
	-19-002501								22-67-2192	-19-005102	
	-20-002501								22-67-2202	-20-005102	
	-21-002501								22-67-2212	-21-005102	
	-22-002501								22-67-2222	-22-005102	
	-23-002501								22-67-2232	-23-005102	
	-24-002501								22-67-2242	-24-005102	
	-25-002501								22-67-2252	-25-005102	
	-26-002501								22-67-2262	-26-005102	
	-27-002501								22-67-2272	-27-005102	
	-28-002501								22-67-2282	-28-005102	

42153

COLUMN NO. 1	CON'T. IN COLUMN NO.	SHEET NO.	COLUMN NO. 2	CON'T. IN COLUMN NO.	SHEET NO.	COLUMN NO. 3	CON'T. IN COLUMN NO.	SHEET NO.	COLUMN NO. 4	CON'T. IN COLUMN NO.	SHEET NO.
							SEE SHEET 1	G		SEE SHEET 1	
							SEE SHEET 1	C3		SEE SHEET 1	
							SEE SHEET 1	C1		SEE SHEET 1	
							SEE SHEET 1	B2		SEE SHEET 1	
							SEE SHEET 1	B1		SEE SHEET 1	
						J	SEE SHEET 1	A1		SEE SHEET 1	
						H	SEE SHEET 1	A		SEE SHEET 1	
						LTR.	REVISIONS	LTR.		REVISIONS	

DIMENSIONS SHOWN METRIC/INCH

UNLESS OTHERWISE SPECIFIED TOLERANCES: ANGULAR ± 1/2°

	INCH	METRIC
3 PLACE	±	
2 PLACE	±	±
1 PLACE		±

DRAFT WHERE APPLICABLE MUST REMAIN WITHIN DIMENSIONS

DRWN BY SAMJEC CHK'D BY PATEL
APPR'D BY LENZ SCALE :

▽ = 0 ▼ = 0 REVISE ONLY ON CAD SYSTEM

TITLE
FLAT HEADER ASSEMBLY
(4094 WITH DIFFERENT MATL)
42153 SERIES DWG

MOLEX INCORPORATED
LISLE, ILL. 60532 U.S.A.

SHEET NO. 5 DATE 11/20/87

PART NO. SEE CHART DWG. NO. SDA-42153

FILE NAME 5425335

THIS DRAWING CONTAINS INFORMATION THAT IS PROPRIETARY TO MOLEX INC. AND SHOULD NOT BE USED WITHOUT WRITTEN PERMISSION

DIV. KK SIZE C