


8STA Circular Miniature Connector Size 04



FEATURES

- Rugged aluminium body to ensure long service life in the harshest environment.
- Optimum space and weight saving whilst achieving maximum strength.
- Option of either size 22 or 26 gold plated crimp contact or PCB contact available.
- Environmental sealing from interfacial seal and rear grommet.
- Positive locking mechanism with locked colour indicators.
- 6 colours coded keyway orientations.
- Boot termination feature.
- Conductive black zinc plating.



TECHNICAL CHARACTERISTICS

Mechanical characteristics

Shell	Aluminium alloy	
Shell plating	Conductive black zinc	
Insulator	Thermoplastic	
Grommet and seal	Liquid silicone rubber	
Contact	Copper alloy	
Contact plating	Gold	
Endurance	500 matings/unmating operations	
Shock	300 g for 3 ms and MIL-S-901	
	Grade A	
Vibration	147 m/s ² , 10 to 2000 Hz	
Flash fire test	> 2 mn at 600°C	
Contact retention	35 N (size 26)	45 N (size 22)

Electrical characteristics

Test voltage	400 Vrms (size 26)	1000 Vrms (size 22)
Contact resistance	< 16 mΩ (size 26)	< 14.6 mΩ (size 22)
Insulation resistance		
at 400 Vdc	> 5000 MΩ (size 26)	
at 500 Vdc	> 5000 MΩ (size 22)	
Contact rating	3 A (size 26)	5 A (size 22)
Shell continuity	< 60 mΩ	


Climatic characteristics

Temperature range	-55°C to +175°C	
Sealing mated connectors	IP67 - 1 metre for 30 min minimum	
Salt spray	48 hours	

Resistance to fluids

Lubricant (oil)	MOTUL 300 Competition	
Unleaded petrol	(SP 95)	
Motor car brake fluid	Lockheed DOT5	

8STA Circular Miniature Connector Size 04

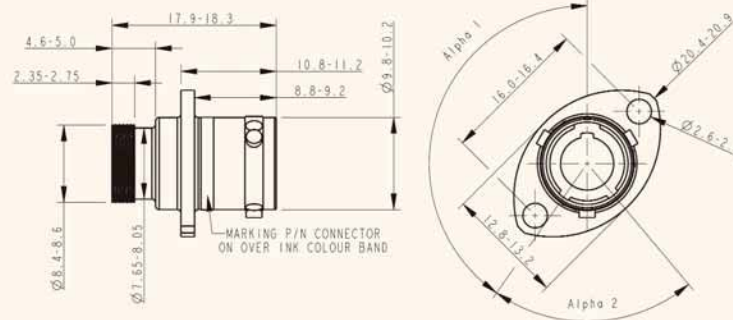


Basic series:	8 STA	0	04	05	P	N
Shell style:	<ul style="list-style-type: none"> 0: Oval flange receptacle (for front or rear mounting) 1: In line receptacle 2: Oval flange receptacle with PCB contacts 6: Plug 					
Shell size:	04					
Contact layouts:	See table page 35					
Type of contacts:	<ul style="list-style-type: none"> P: Pin contacts S: Socket contacts 					
Orientation:	<ul style="list-style-type: none"> N: Red – A: Yellow – B: Blue – C: Orange – D: Green – U: Universal 					

Souriau part numbers for protective caps
8STA804 for plug and **8STA904** for receptacle

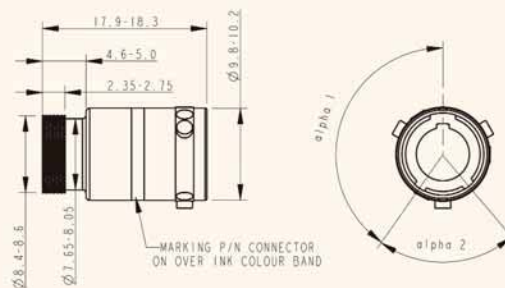
Type 8STA 0 04** Oval flange receptacle

See table orientation page 18
for Alpha 1 & Alpha 2 values




Type 8STA 1 04** In line receptacle

See table orientation page 18
for Alpha 1 & Alpha 2 values

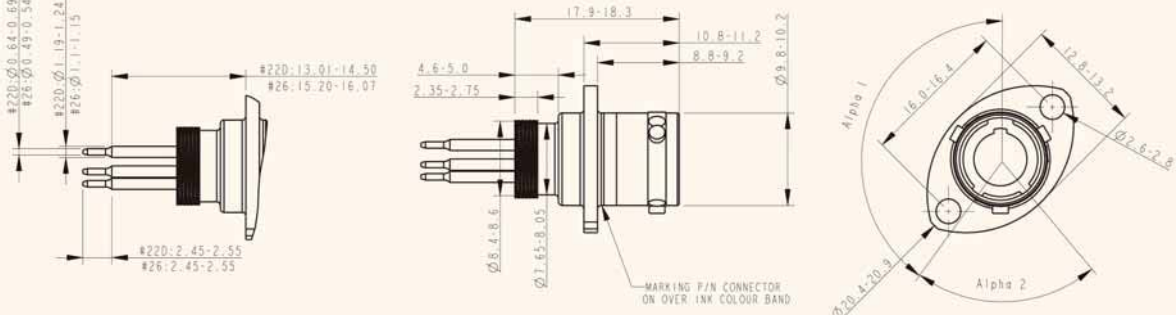


8STA Circular Miniature Connector Size 04



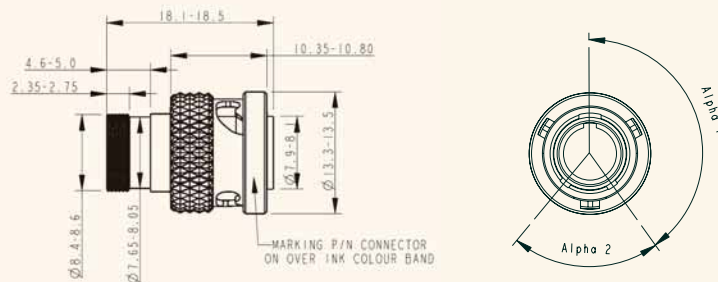
Type 8STA 2 04** Oval flange receptacle with PCB contacts

See table orientation page 18 for Alpha 1 & Alpha 2 values



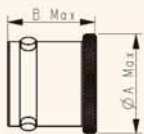
Type 8STA 6 04** Plug

See table orientation page 18 for Alpha 1 & Alpha 2 values



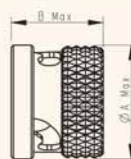
Metal protective caps

Plug cap 8STA804



Shell size	Ø A Max.	B Max.
04	12.20	10.80

Receptacle cap 8STA904




Shell size	Ø A Max.	B Max.
04	13.50	10.80

Crimped contacts / PCB contacts

Contact size	Contact type	Contact dia.	Part numbers	Admissible wire section		External dia. over			
				AWG	mm ²	Insulation mm			
Crimp contact				Min.	Max.	Min.	Max.	Min.	Max.
22D	Male	0.76	8599-0702 JJ	28	22	0.095	0.38	0.71 (.028 inch)	1.37 (.054 inch)
	Female		8599-0710 900						
26	Male	0.50	8599-0777 LY	30	24	0.095	0.24	0.60 (.023 inch)	0.83 (.032 inch)
	Female		8599-0778 900						
PCB contact									
22D	Male	0.76	F1P1P3E-0002AJJ						
	Female		F1P1ES3-2202A00						
26	Male	0.50	F1P2P3C-0001ALY						
	Female		F1P2ES3-2601A00						

8STA Circular Miniature Connector Size 04



Crimping:

Contact size	Wire sizes	Type	Locator part number		Tool part number	
	AWG		Spec.	SOURIAU	Spec.	SOURIAU
22D	22 to 28	Male	M22520/2-09	8476-09	M22520/2-01	8476-01
		Female	M22520/2-06	8476-06		
26	24 to 30	Male	-	8599-0050	M22520/2-01	8476-01
		Female	-	8599-0051		

Insertion and extraction of wired contacts:

Coloured tip for insertion
white tip for extraction.

Contact size	Part number		Colour	
	Spec.	SOURIAU	Insert.	Extract.
22D	M81969/14-01	-	Green	White
26	M81969/14-01	-	Green	White

Shrinkable termination detail:

Shell size	Ø A	Ø B ±0.05	C ±0.05	D ±0.05
04	8.65	8.00	2.70	2.30

Panel cut-out:

Ø A ±0.10	12.00
B ±0.20	16.20
Ø C ±0.20	3.10

Orientation:

Key positions	Alpha 1	Alpha 2	Colour band
N	145°	75°	RED
A	130°	120°	YELLOW
B	110°	120°	BLUE
C	155°	115°	ORANGE
D	90°	115°	GREEN
U	NONE	NONE	NONE

Filler Plug:

Direction of insertion

Contact size	Part number		Colour
	Spec.	SOURIAU	
22D	MS27488-22	8660-212	Black

Not available for contact size 26.