



PJMBZ15V / PJMBZ27V

DUAL TVS ZENER FOR ESD / TRANSIENT PROTECTION

This Dual Zener ESD/Transient Protector with a Common Cathode, Configuration has been designed to protect Sensitive Equipment against, ESD and prevent Latch-Up events. The combination of a dual device protects up to two data lines in a single package giving the advantage of board space savings where this is a premium.

VOLTAGE 12 / 22 Volts **POWER** 150 Watts

SOT-23 Unit: inch (mm)

FEATURES

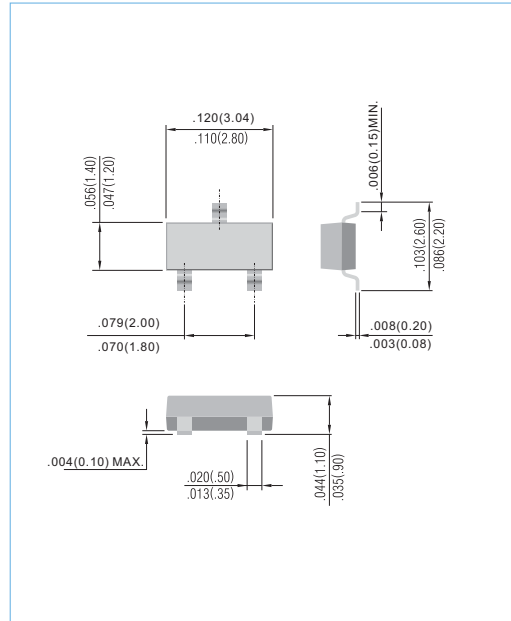
- Working Peak Reverse Voltage of 12V and 22V
- Maximum Leakage Current of 100nA and 50nA @ V_{RWM}
- IEC61000-4-2 Compliance 15kV Air, 8kV Contact Discharge
- Industry Standard SOT-23 Package
- In compliance with EU RoHS 2002/95/EC directives

APPLICATIONS

- Data Transmission Line Ports
- Computer Monitor Interface Port Protection
- Portable Consumer Electronics
- Instrumentation Equipment

MECHANICAL DATA

- Case: SOT-23, Plastic
- Terminals: Solderable per MIL-STD-750, Method 2026
- Apporx. Weight: 0.0003 ounce, 0.0084 gram



MAXIMUM RATINGS

PARAMETER	Symbol	Value	Units
Peak Pulse Power 8x20 μ sec Waveform	P _{PP}	150	W
Peak Pulse Power 10x1000 μ sec		25	
ESD Voltage (HBM)	V _{ESD}	>25	kV
Operating Temperature Range	T _J	-55 to +125	°C
Storage Temperature Range	T _{STG}	-55 to +150	°C
Lead Soldering Temperature (max 10 secs)	T _L	260	°C

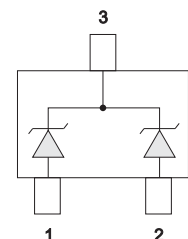


Fig.38



PJMBZ15V / PJMBZ27V

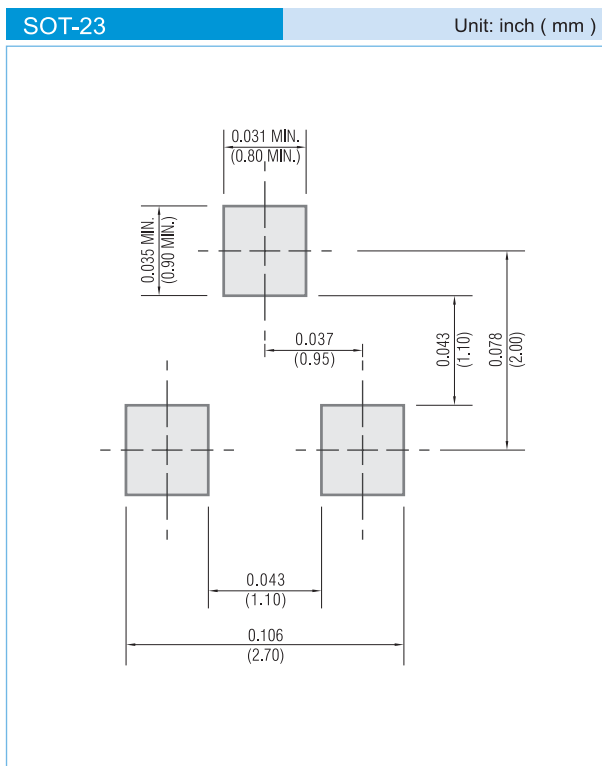
ELECTRICAL CHARACTERISTICS $T_j = 25^\circ\text{C}$

PJMBZ15V Marking UL						
PARAMETER	Symbol	Condition	Min	Typical	Max	Units
Reverse Stand-Off Voltage	V_{RWM}		-	-	12	V
Reverse Breakdown Voltage	V_{BR}	$I_{BR}=1\text{mA}$	14.3	-	15.8	V
Reverse Leakage Current	I_R	$V_{RWM}=12\text{V}$	-	-	100	nA
Clamping Voltage (8x20 μsec)	V_{CL}	$I_{PP}=6\text{Amps}$	-	-	24	V
Clamping Voltage (10x1000 μsec)	V_{CL}	$I_{PP}=1\text{Amps}$	-	-	23	V
Off State Junction Capacitance	C_J	0 Vdc Bias $f=1\text{MHz}$ Between I/O pins and pin 3	-	-	80	pF
PJMBZ27V Marking US						
PARAMETER	Symbol	Condition	Min	Typical	Max	Units
Reverse Stand-Off Voltage	V_{RWM}		-	-	22	V
Reverse Breakdown Voltage	V_{BR}	$I_{BR}=1\text{mA}$	25.65	-	28.35	V
Reverse Leakage Current	I_R	$V_{RWM}=22\text{V}$	-	-	50	nA
Clamping Voltage (8x20 μsec)	V_{CL}	$I_{PP}=4\text{Amps}$	-	-	36	V
Clamping Voltage (10x1000 μsec)	V_{CL}	$I_{PP}=0.85\text{Amps}$	-	-	30	V
Off State Junction Capacitance	C_J	0 Vdc Bias $f=1\text{MHz}$ Between I/O pins and pin 3	-	-	50	pF



PJMBZ15V / PJMBZ27V

MOUNTING PAD LAYOUT



ORDER INFORMATION

- Packing information
 - T/R - 12K per 13" plastic Reel
 - T/R - 3K per 7" plastic Reel

LEGAL STATEMENT

Copyright PanJit International, Inc 2010

The information presented in this document is believed to be accurate and reliable. The specifications and information herein are subject to change without notice. Pan Jit makes no warranty, representation or guarantee regarding the suitability of its products for any particular purpose. Pan Jit products are not authorized for use in life support devices or systems. Pan Jit does not convey any license under its patent rights or rights of others.