

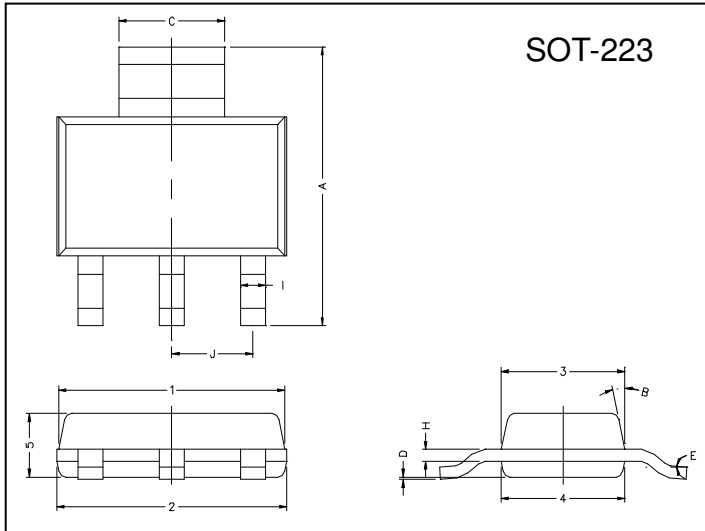
## GL965

### NPN EPITAXIAL PLANAR TRANSISTOR

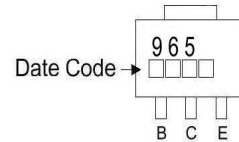
#### Description

The GL965 is designed for use as AF output amplifier and flash unit.

#### Package Dimensions



#### Marking :



REF.	Millimeter		REF.	Millimeter	
	Min.	Max.		Min.	Max.
A	6.70	7.30	B	13 TYP.	
C	2.90	3.10	J	2.30 REF.	
D	0.02	0.10	1	6.30	6.70
E	0	10	2	6.30	6.70
I	0.60	0.80	3	3.30	3.70
H	0.25	0.35	4	3.30	3.70
			5	1.40	1.80

#### Absolute Maximum Ratings

Parameter	Symbol	Ratings	Unit
Junction Temperature	T <sub>j</sub>	+150	°C
Storage Temperature	T <sub>stg</sub>	-55 ~ +150	°C

#### Absolute Maximum Ratings at Ta = 25°C

Collector to Base Voltage	BVCBO	40	V
Collector to Emitter Voltage	BVCEO	20	V
Emitter to Base Voltage	BVEBO	7.0	V
Collector Current (Continuous)	I <sub>C</sub>	5	A
Collector Current (Peak PT=10mS)	I <sub>C</sub>	8	A
Total Power Dissipation at Ta = 25°C	PD	2	W

#### Characteristics at Ta = 25°C

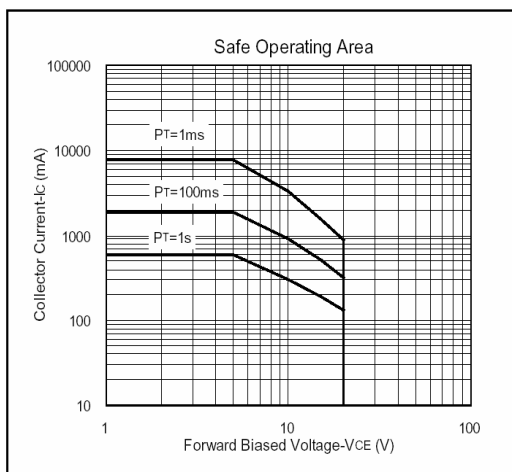
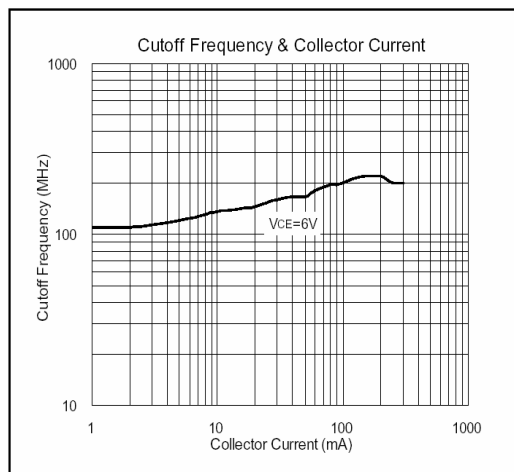
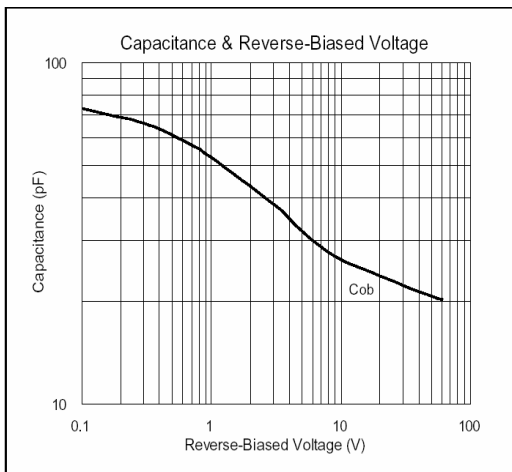
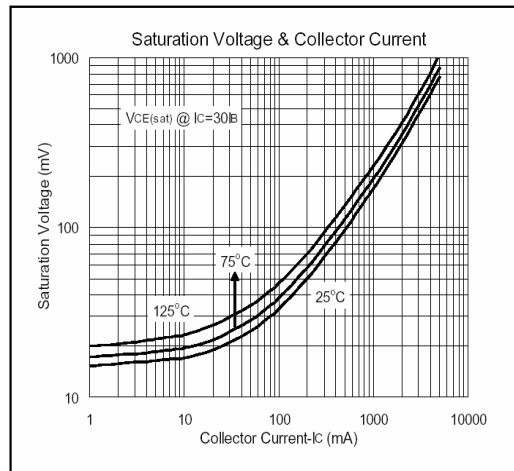
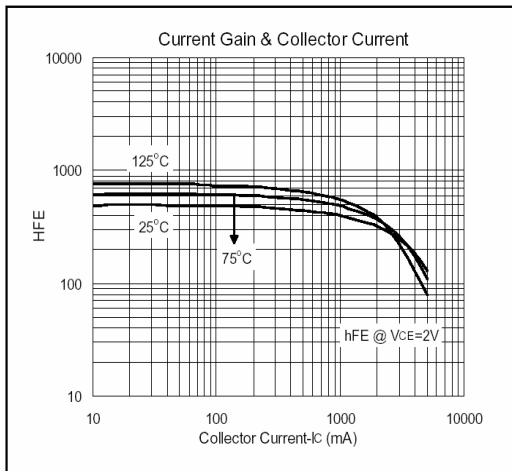
Symbol	Min.	Typ.	Max.	Unit	Test Conditions
BVCBO	40	-	-	V	I <sub>C</sub> =100uA
BVCEO	20	-	-	V	I <sub>C</sub> =1mA
BVEBO	7	-	-	V	I <sub>E</sub> =10uA
I <sub>CBO</sub>	-	-	0.1	uA	V <sub>CB</sub> =60V
I <sub>EBO</sub>	-	-	0.1	uA	V <sub>EB</sub> =7V
*V <sub>CE(sat)</sub>	-	0.35	1	V	I <sub>C</sub> =3A, I <sub>B</sub> =0.1A
*h <sub>FE1</sub>	230	-	800		V <sub>CE</sub> =2V, I <sub>C</sub> =0.5A
*h <sub>FE2</sub>	150	-	-		V <sub>CE</sub> =2V, I <sub>C</sub> =2A
f <sub>T</sub>	-	150	-	MHz	V <sub>CE</sub> =6V, I <sub>E</sub> =50mA
C <sub>ob</sub>	-	-	50	pF	V <sub>CB</sub> =20V, f=1MHz

\* Pulse Test: Pulse Width ≤ 380us, Duty Cycle ≤ 2%

#### Classification Of hFE1

Rank	Q	R	S
Range	230-380	340-600	560-800

## Characteristics Curve



**Important Notice:**

- All rights are reserved. Reproduction in whole or in part is prohibited without the prior written approval of GTM.
- GTM reserves the right to make changes to its products without notice.
- GTM semiconductor products are not warranted to be suitable for use in life-support Applications, or systems.
- GTM assumes no liability for any consequence of customer product design, infringement of patents, or application assistance.

**Head Office And Factory:**

- **Taiwan:** No. 17-1 Tatung Rd. Fu Kou Hsin-Chu Industrial Park, Hsin-Chu, Taiwan, R. O. C.  
 TEL : 886-3-597-7061 FAX : 886-3-597-9220, 597-0785
- **China:** (201203) No.255, Jang-Jiang Tsai-Lueng RD. , Pu-Dung-Hsin District, Shang-Hai City, China  
 TEL : 86-21-5895-7671 FAX : 86-21-38950165