

RoHS Compliant Product

A suffix of "-C" specifies halogen & lead-free

● **Applications**

General purpose detection
High speed switching

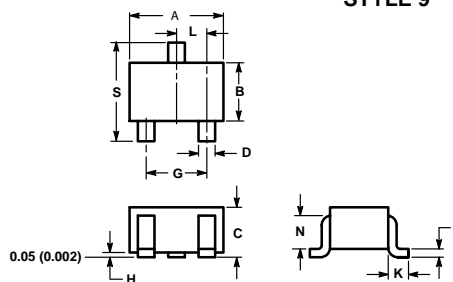
● **Features**

- 1) Small surface mounting type (EMD3, UMD3)
- 2) Low V_F and low I_R
- 3) High reliability.
- 4) Lead Free Product.

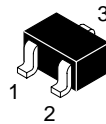
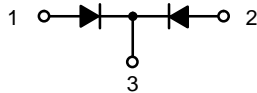
● **Construction**

Silicon epitaxial planar

(SC-70)
SOT-323
CASE 419
STYLE 9



DIM	INCHES		MILLIMETERS	
	MIN	MAX	MIN	MAX
A	0.071	0.087	1.80	2.20
B	0.045	0.053	1.15	1.35
C	0.032	0.040	0.80	1.00
D	0.012	0.016	0.30	0.40
G	0.047	0.055	1.20	1.40
H	0.000	0.004	0.00	0.10
J	0.004	0.010	0.10	0.25
K	0.017 REF		0.425 REF	
L	0.026 BSC		0.650 BSC	
N	0.028 REF		0.700 REF	
S	0.079	0.095	2.00	2.40



SCS715F Marking : JE,3D

MAXIMUM RATINGS AND ELECTRICAL CHARACTERISTICS

● **Absolute maximum ratings** ($T_a=25^\circ\text{C}$)

Parameter	Symbol	Limits	Unit
Peak reverse voltage	V_{RM}	40	V
DC reverse voltage	V_R	40	V
Mean rectifying current	I_o	30	mA
Peak forward surge current*	I_{FSM}	200	mA
Junction temperature	T_j	125	$^\circ\text{C}$
Storage temperature	T_{stg}	-40~+125	$^\circ\text{C}$

* 60 Hz for 1 μs

● **Electrical characteristics** ($T_a=25^\circ\text{C}$)

Parameter	Symbol	Min.	Typ.	Max.	Unit	Conditions
Forward voltage	V_F	-	-	0.37	V	$I_F=1\text{mA}$
Reverse current	I_R	-	-	1	μA	$V_R=10\text{V}$
Capacitance between terminals	C_T	-	2.0	-	pF	$V_R=1\text{V}$, $f=1\text{MHz}$

Note) ESD sensitive product handling required.

RATING AND CHARACTERISTIC CURVES (SCS715F)

● Electrical characteristic curves (Ta = 25°C)

