



## RP TNC Female Connector Clamp/Solder Attachment For RG59, RG62

### TECHNICAL DATA SHEET

PE4688

#### RP TNC Female Connector Clamp/Solder Attachment For RG59, RG62

##### Configuration

Connector	TNC Female Reverse Polarity
Connector Interface Type	RG59, RG62
Cable Attachment Method (Shield/Contact)	Clamp/Solder
Body Style	Straight

##### Electrical Specifications

Impedance, Ohms	50
-----------------	----

##### Mechanical Specifications

###### Size

Length, in [mm]	1.15 [29.21]
Width/Dia., in [mm]	0.5 [12.70]
Weight, lbs [g]	0.041 [18.6]

###### Connector

Type	TNC Female Reverse Polarity
Contact Material and Plating	Silver
Body Material and Plating	Brass, Nickel
Dielectric Type	Teflon

##### Compliance Certifications (visit [www.Pasternack.com](http://www.Pasternack.com) for current document)

RoHS Compliant	Yes
----------------	-----

##### Plotted and Other Data

Notes:	Values at 25 °C, sea level
--------	----------------------------

RP TNC Female Connector Clamp/Solder Attachment For RG59, RG62 from Pasternack Enterprises has same day shipment for domestic and International orders. Our RF, microwave and fiber optic products maintain a 99% availability and are part of the broadest selection in the industry.

Click the following link (or enter part number in "SEARCH" on website) to obtain additional part information including price, inventory and certifications: [RP TNC Female Connector Clamp/Solder Attachment For RG59, RG62 PE4688](http://www.pasternack.com/tnc-female-reverse-polarity-rg59-rg62-connector-pe4688-p.aspx)

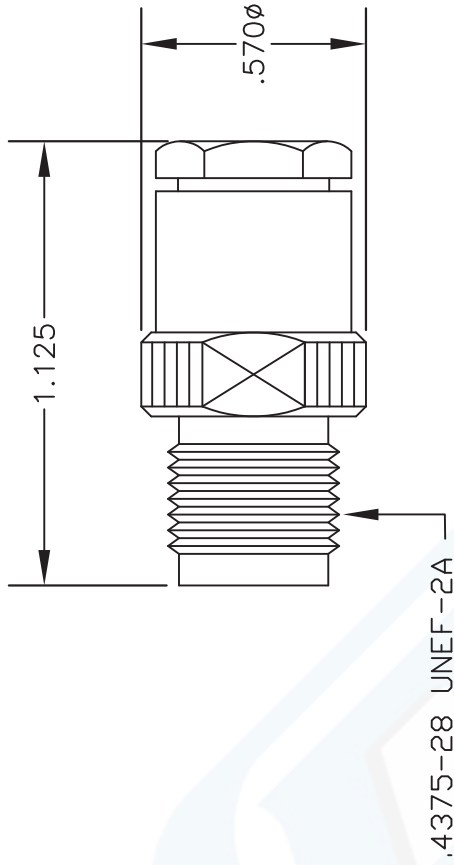
URL: <http://www.pasternack.com/tnc-female-reverse-polarity-rg59-rg62-connector-pe4688-p.aspx>

The information contained in this document is accurate to the best of our knowledge and representative of the part described herein. It may be necessary to make modifications to the part and/or the documentation of the part, in order to implement improvements. Pasternack reserves the right to make such changes as required. Unless otherwise stated, all specifications are nominal.



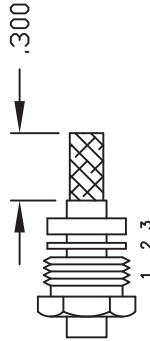
**MATERIALS**

BODY	BRASS NICKEL PLATED
CONTACT	SILVER PLATED
INSULATOR	PTFE

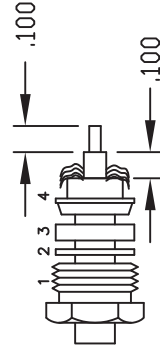


ASSEMBLY PROCEDURES

1. SLIDE CLAMP NUT (1), WASHER (2) & GASKET (3) OVER CABLE. STRIP CABLE AS SHOWN. DO NOT NICK BRAID WHILE CUTTING JACKET. TAPER END OF BRAID TO PERMIT ASSEMBLY OF BRAID CLAMP (4). SLIDE BRAID CLAMP (4) OVER BRAID & SEAT AGAINST CABLE.



2. FORM BRAID OVER CLAMP NUT (4). TRIM BRAID BACK TO SHOULDER. CUT DIELECTRIC & CENTER CONDUCTOR TO DIMENSION SHOWN. DO NOT NICK CENTER CONDUCTOR. SOLDER CONTACT TO CENTER CONDUCTOR. REMOVE EXCESS SOLDER. DO NOT OVER HEAT DIELECTRIC. INSERT CABLE ASSEMBLY INTO BODY & TIGHTEN.



NOTE: RG62 USES PTFE INSERT. INSERT PTFE BEFORE CONTACT. TAPER END FIRST.



**PASTERNAK ENTERPRISES, INC.**  
 P.O. BOX 16759, IRVINE, CA 92623  
 PHONE (949) 261-1920 FAX (949) 261-7451  
 WEB ADDRESS: www.pasternack.com  
 E-MAIL ADDRESS: sales@pasternack.com  
**COAXIAL & FIBER OPTICS**

DWG TITLE

**PE4688**

DES.

REVERSE POLARITY TNC FEMALE, CLAMP ATTACHMENT FOR RG59 & RG62

SIZE A

FSCM NO. 53919

CAD FILE

060302

SCALE

N/A

127

NOTES:

1. UNLESS OTHERWISE SPECIFIED ALL DIMENSIONS ARE NOMINAL.
2. ALL SPECIFICATIONS ARE SUBJECT TO CHANGE WITHOUT NOTICE AT ANY TIME.