

**LED DOT MATRIX**
**BL-M15X883**
**Features:**

- 38.00mm (1.5") Φ3.7 dot matrix LED display.
- Low current operation.
- Excellent character appearance.
- Easy mounting on P.C. Boards or sockets.
- I.C. Compatible.
- ROHS Compliance.


**Super Bright**
**Electrical-optical characteristics: (Ta=25°C) (Test Condition: IF=20mA)**

Part No		Chip			VF Unit:V		Iv
Row Cathode	Column Anode	Row Anode	Column Cathode	Emitted Color	Material	λ <sub>P</sub> (nm)	TYP.(mcd)
BL-M15C883S-XX		BL-M15D883S-XX		Hi Red	GaAlAs/GaAs,SH	660	250
BL-M15C883D-XX		BL-M15D883D-XX		Super Red	GaAlAs/GaAs,DH	660	320
BL-M15C883UR-XX		BL-M15D883UR-XX		Ultra Red	GaAlAs/GaAs,DDH	660	400
BL-M15C883E-XX		BL-M15D883E-XX		Orange	GaAsP/GaP	635	190
BL-M15C883Y-XX		BL-M15D883Y-XX		Yellow	GaAsP/GaP	585	190
BL-M15C883G-XX		BL-M15D883G-XX		Green	GaP/GaP	570	195

**Ultra Bright**
**Electrical-optical characteristics: (Ta=25°C) (Test Condition: IF=20mA)**

Part No		Chip			VF Unit:V		Iv
Row Cathode	Column Anode	Row Anode	Column Cathode	Emitted Color	Material	λ <sub>P</sub> (nm)	TYP.(mcd)
BL-M15C883UHR-XX		BL-M15D883UHR-XX		Ultra Red	AlGaInP	645	400
BL-M15C883UE-XX		BL-M15D883UE-XX		Ultra Orange	AlGaInP	630	235
BL-M15C883YO-XX		BL-M15D883YO-XX		Ultra Amber	AlGaInP	619	235
BL-M15C883UY-XX		BL-M15D883UY-XX		Ultra Yellow	AlGaInP	590	235
BL-M15C883UG-XX		BL-M15D883UG-XX		Ultra Green	AlGaInP	574	250
BL-M15C883PG-XX		BL-M15D883PG-XX		Ultra Pure Green	InGaN	525	270
BL-M15C883B-XX		BL-M15D883B-XX		Ultra Blue	InGaN	470	180
BL-M15C883W-XX		BL-M15D883W-XX		Ultra White	InGaN	/	235

--XX: Surface / Lens color:

Number	0	1	2	3	4	5
Ref Surface Color	White	Black	Gray	Red	Green	
Epoxy Color	Water clear	White diffused	Red Diffused	Green Diffused	Yellow Diffused	

**LED DOT MATRIX**
**BL-M15X883**
**Absolute maximum ratings (Ta=25°C)**

Parameter	S	D	UR	E	Y	G	Unit
Forward Current $I_F$	25	25	25	25	25	30	mA
Power Dissipation $P_d$	60	60	60	60	60	65	mW
Reverse Voltage $V_R$	5	5	5	5	5	5	V
Peak Forward Current $I_{PF}$ (Duty 1/10 @1KHZ)	150	150	150	150	150	150	mA
Operation Temperature $T_{OPR}$	-40 to +80						°C
Storage Temperature $T_{STG}$	-40 to +85						°C
Lead Soldering Temperature $T_{SOL}$	Max.260±5°C for 3 sec Max. (1.6mm from the base of the epoxy bulb)						°C

**■ Absolute maximum ratings (Ta=25°C)**

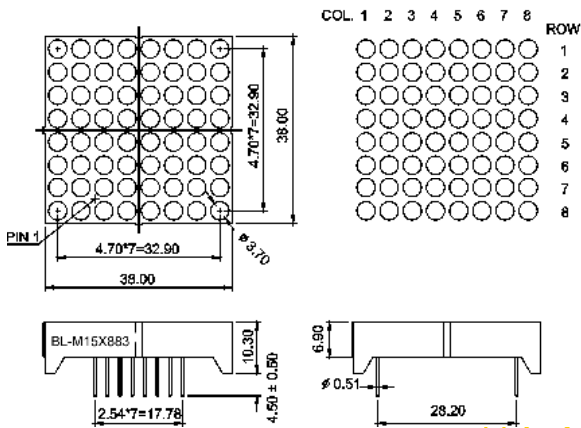
Parameter	UHR	UE	YO	UY	UG	PG	B	W	Unit
Forward Current $I_F$	30	30	30	30	30	30	30	30	mA
Power Dissipation $P_d$	75	65	65	65	75	110	120	120	mW
Reverse Voltage $V_R$	5	5	5	5	5	5	5	5	V
Peak Forward Current $I_{PF}$ (Duty 1/10 @1KHZ)	150	150	150	150	150	150	100	100	mA
Operation Temperature $T_{OPR}$	-40 to +80								°C
Storage Temperature $T_{STG}$	-40 to +85								°C
Lead Soldering Temperature $T_{SOL}$	Max.260±5°C for 3 sec Max. (1.6mm from the base of the epoxy bulb)								°C

## LED DOT MATRIX

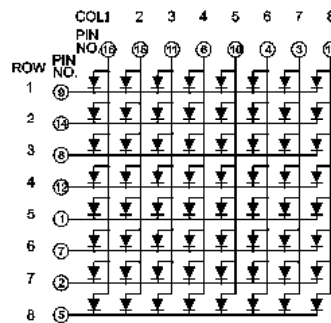
BL-M15X883

### Package configuration & Internal circuit diagram

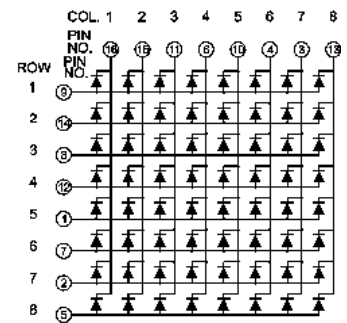
#### BL-M15X883 Series



#### BL-M15C883



#### BL-M15D883



#### Notes:

1. All dimensions are in millimeters (inches)
2. Tolerance is  $\pm 0.25(0.01)$  unless otherwise noted.
3. Specifications are subject to change without notice.

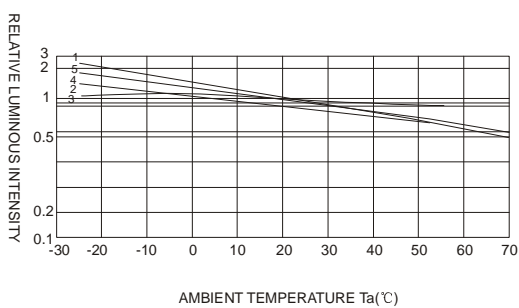
## LED DOT MATRIX

BL-M15X883

### Typical electrical-optical characteristics curves:



- |   |                                      |
|---|--------------------------------------|
| (1) - GaAsP/GaAs 655nm/Red                | (9) - GaAlAs 880nm                   |
| (2) - GaP 570nm/Yellow Green              | (10) - GaAs/GaAs & GaAlAs/GaAs 940nm |
| (3) - GaAsP/GaP 585nm/Yellow              | (A) - GaN/SiC 430nm/Blue             |
| (4) - GaAsP/GaP 635nm/Orange & Hi-Eff Red | (B) - InGaN/SiC 470nm/Blue           |
| (5) - GaP 700nm/Bright Red                | (C) - InGaN/SiC 505nm/Ultra Green    |
| (6) - GaAlAs/GaAs 660nm/Super Red         | (D) - InGaN/SiC 525nm/Ultra Green    |
| (8) - GaAsP/GaP 610nm/Super Red           |                                      |



NOTE:25°C free air temperature unless otherwise specified