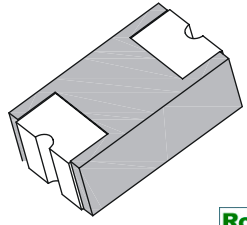


**3.0A Low Profile Chip Schottky Rectifier**

**Features**

- Low Profile with Chip Package for Surface Mount Application
- Low Power Loss , High Efficiency
- High Surge Current Capability
- Super Very Low Forward Voltage
- Plastic Package has Underwriters Laboratory Flammability Classification 94V-0
- RoHS Compliant



**C2010  
(SMA)**



**Mechanical Data**

<b>Case:</b>	2010 SMD package (Equivalent to SMA), Plastic Molding
<b>Terminals:</b>	Pure Tin plated, solderable per MIL-STD-750, Method 2026
<b>Polarity</b>	Laser cathode band marking
<b>Weight:</b>	0.02 gram

**Maximum Ratings** ( $T_{Ambient}=25^{\circ}C$  unless noted otherwise)

Symbol	Description	TSCDA32L	TSCDA34L	Unit	Conditions
	Marking Code	S32L	S34L		
<b>VR</b>	Reverse Voltage	14	28	V	
<b>VRRM</b>	Repetitive Peak Reverse Voltage	20	40	V	
<b>IF(AV)</b>	Forward Rectified Current	3.0		A	See Fig 1
<b>IFSM</b>	Non-repetitive Peak Forward Surge Current	80		A	JEDEC Method
<b>TJ</b>	Operating Junction temperature range	-55 to +125		$^{\circ}C$	
<b>TSTG</b>	Storage Temperature Range	-55 to +150		$^{\circ}C$	

**Electrical Characteristics** ( $T_{Ambient}=25^{\circ}C$  unless noted otherwise)

Symbol	Description	TSCDA32L	TSCDA34L	Unit	Conditions
<b>VF</b>	Forward Voltage (Note)	0.42		V	IF= 3.0 A
<b>IR</b>	Reverse Current @ VR= Max. VRRM (Note)	1.0		mA	Tj = 25 $^{\circ}C$
		30			Tj = 80 $^{\circ}C$
<b>CJ</b>	Typical Junction Capacitance	180		pF	f=1.0 MHz and Vr = 4.0 V
<b>R<math>\theta</math>-JA</b>	Maximum Thermal Resistance	55		$^{\circ}C/W$	PCB mounted with copper pad area of 0.2" x 0.2" (5x5mm)
<b>R<math>\theta</math>-JL</b>		17			

# 3.0A Low Profile Chip Schottky Rectifier

## TSCDA32L-TSCDA34L

Note: Pulse test: Pulse width=300 $\mu$ s, 1% duty cycle.

### Typical Characteristics Curves

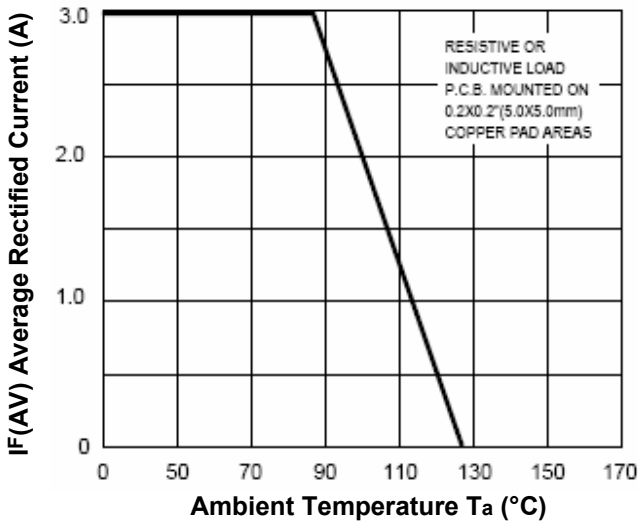


Fig.1- Forward Current Derating Curve

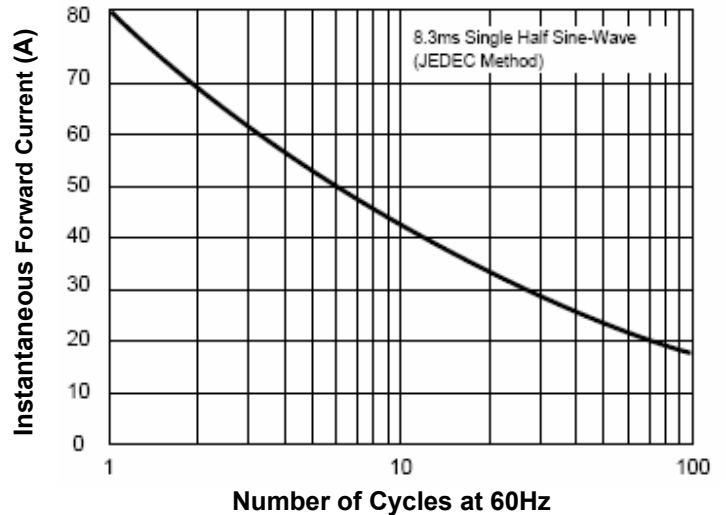


Fig.2- Max. Non-Repetitive Forward Surge Current

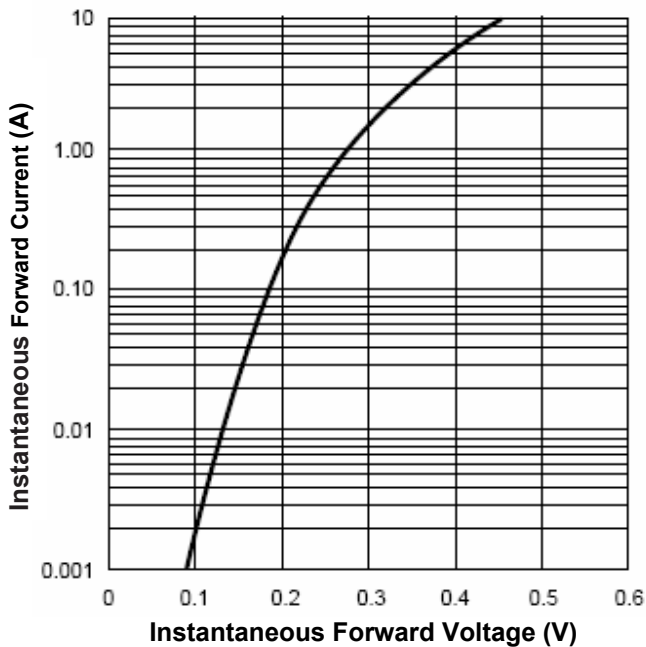


Fig.3- Typical Forward Characteristics

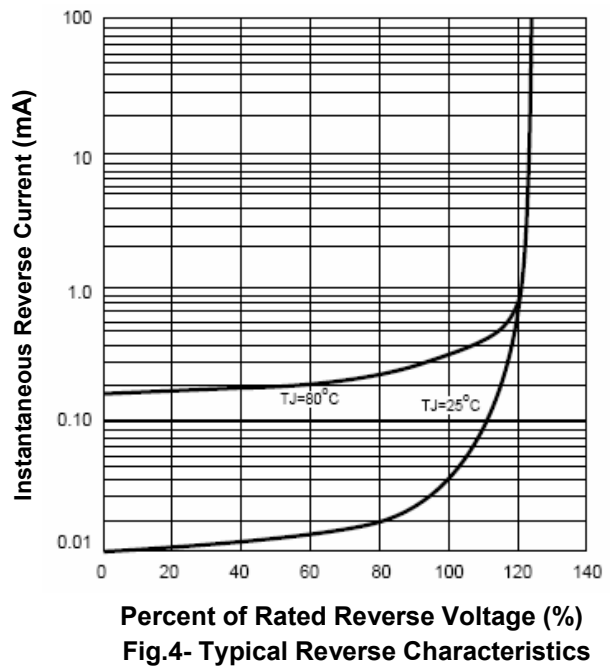


Fig.4- Typical Reverse Characteristics

# 3.0A Low Profile Chip Schottky Rectifier

## TSCDA32L-TSCDA34L

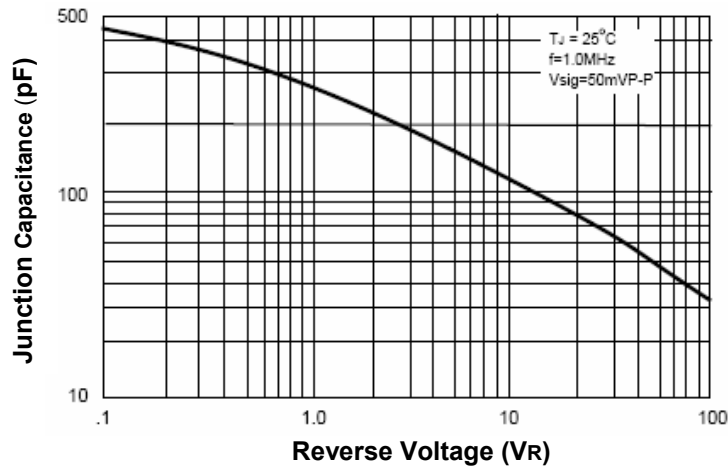
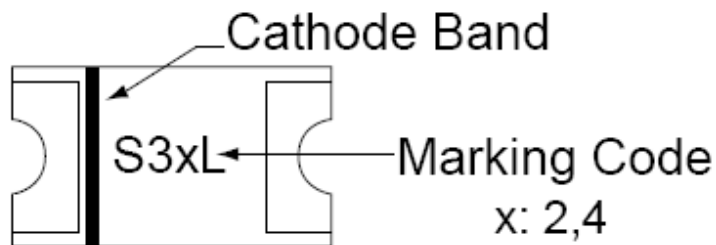
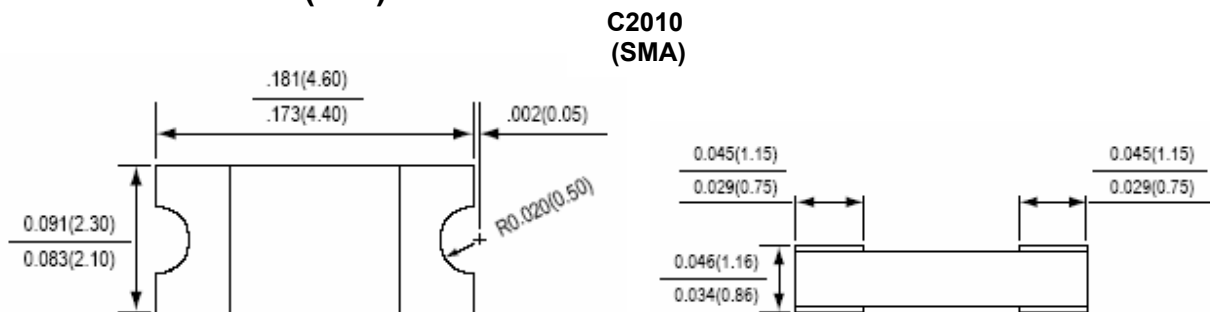


Fig.5- Typical Junction Capacitance

### Marking Information:



### Dimensions in inch (mm)

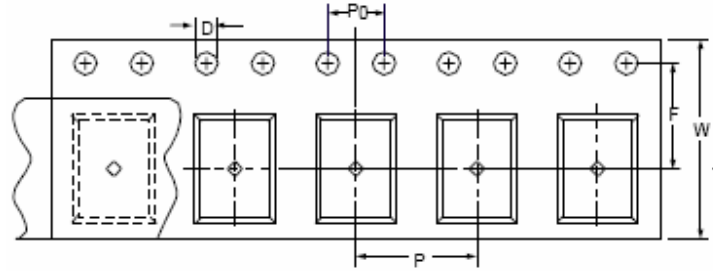


C2010  
(SMA)

## 3.0A Low Profile Chip Schottky Rectifier

### TSCDA32L-TSCDA34L

#### Taping Information (in mm)



Product Type	Tape Size	D	P0	P	W	F
2010	12	1.50±0.10	4.00±0.10	4.00±0.10	120.0±0.30	5.50±0.05

#### How to contact us:

##### US HEADQUARTERS

28040 WEST HARRISON PARKWAY, VALENCIA, CA 91355-4162

Tel: (800) TAITRON (800) 824-8766 (661) 257-6060

Fax: (800) TAITFAX (800) 824-8329 (661) 257-6415

Email: [taitron@taitroncomponents.com](mailto:taitron@taitroncomponents.com)

Http://[www.taitroncomponents.com](http://www.taitroncomponents.com)

##### TAITRON COMPONENTS MEXICO, S.A .DE C.V.

BOULEVARD CENTRAL 5000 INTERIOR 5 PARQUE INDUSTRIAL ATITALAQUIA, HIDALGO C.P.  
42970 MEXICO

Tel: +52-55-5560-1519

Fax: +52-55-5560-2190

##### TAITRON COMPONENTS INCORPORATED REPRESENTAÇÕES DO BRASIL LTDA

RUA DOMINGOS DE MORAIS, 2777, 2.ANDAR, SALA 24 SAÚDE - SÃO PAULO-SP 04035-001 BRAZIL

Tel: +55-11-5574-7949

Fax: +55-11-5572-0052

##### TAITRON COMPONENTS INCORPORATED, SHANGHAI REPRESENTATIVE OFFICE

METROBANK PLAZA, 1160 WEST YAN' AN ROAD, SUITE 1503, SHANGHAI, 200052, CHINA

Tel: +86-21-5424-9942

Fax: +86-21-5424-9931

**TAITRON**  
components incorporated

Rev. A/JJ 2007-06-15