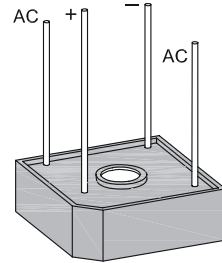


15.0A Glass Passivated Bridge Rectifier

Features

- High forward surge current capability
- Ideal for printed circuit board
- High temperature soldering guaranteed:
260°C/10 seconds, 5 lbs (2.3kg) tension
- RoHS Compliant



TB35W



Mechanical Data

Case:	Molded plastic body with Metal Heat Sink
Polarity:	Polarity symbols marked on case
Terminals:	Plated 0.25" (6.35mm) lug
Mounting Position:	Thru hole for #10 screw, 20 in -lbs. torque max
Weight:	0.53 ounce, 15 grams

Maximum Ratings & Electrical Characteristics ($T_{Ambient}=25^{\circ}C$ unless noted otherwise)

Symbols	Description	TB1505GW	TB151GW	TB152GW	TB154GW	TB156GW	TB158GW	TB1510GW	Unit
VRRM	Max. recurrent peak reverse voltage	50	100	200	400	600	800	1000	V
VRMS	Max. RMS voltage	35	70	140	280	420	560	700	V
VDC	Max. DC blocking voltage	50	100	200	400	600	800	1000	V
Io(AV)	Max. average forward rectified current @ $T_C=55^{\circ}C$	15.0							A
IFSM	Peak forward surge current (Note 1)	200							A
VISO	Isolation Voltage from case to lugs	2500							V
CJ	Typical Capacitance Junction(per element)(Note 2)	300							pF
TJ	Operating junction temperature range	-55 to +150							$^{\circ}C$
TSTG	Storage Temperature Range	-55 to +150							$^{\circ}C$

15.0A GLASS PASSIVATED BRIDGE RECTIFIER

TB1505GW -TB1510GW

Symbol	Description	TB1505GW	TB151GW	TB152GW	TB154GW	TB156GW	TB158GW	TB1510GW	Unit
V_F	Maximum Instantaneous Forward Voltage Drop Per Leg@7.5 A				1.1				V
I_R	Maximum DC Reverse Current Rated DC Blocking Voltage	$T_A=25^\circ\text{C}$		5.0					μA
		$T_A=125^\circ\text{C}$		500					μA
$R_{\theta\text{-JC}}$	Maximum Thermal Resistance (Note 3)				1.9				$^\circ\text{C/W}$

NOTES:

1. 8.3ms single half sine-wave superimposed on rated load (JEDEC method).
2. Measured at 1MHz and applied reverse voltage of 4.0Volts D.C.
3. Thermal resistance junction to case mounted on heat sink.

Typical Characteristics Curves

Fig.1- Typical Forward Current Derating Curve

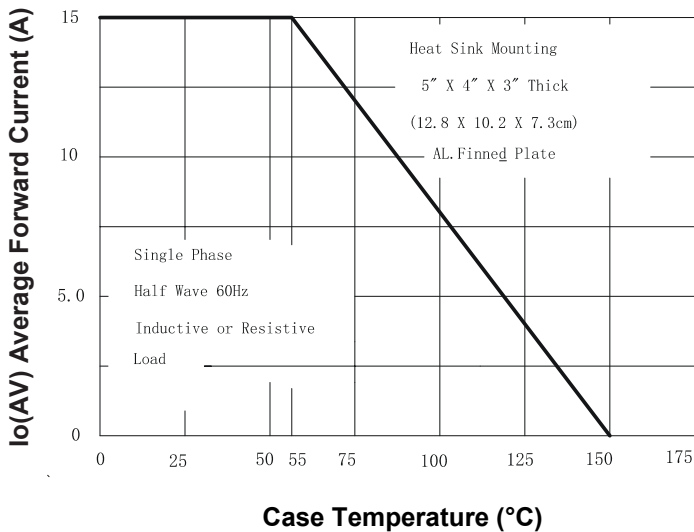
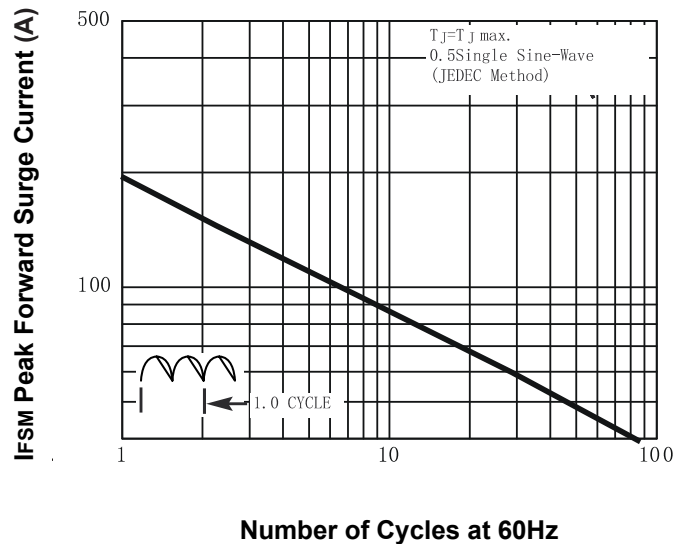


Fig.2-Max. Non-repetitive Peak Forward Surge Current



15.0A GLASS PASSIVATED BRIDGE RECTIFIER

TB1505GW -TB1510GW

Fig.3- Typical Instantaneous Forward Characteristics

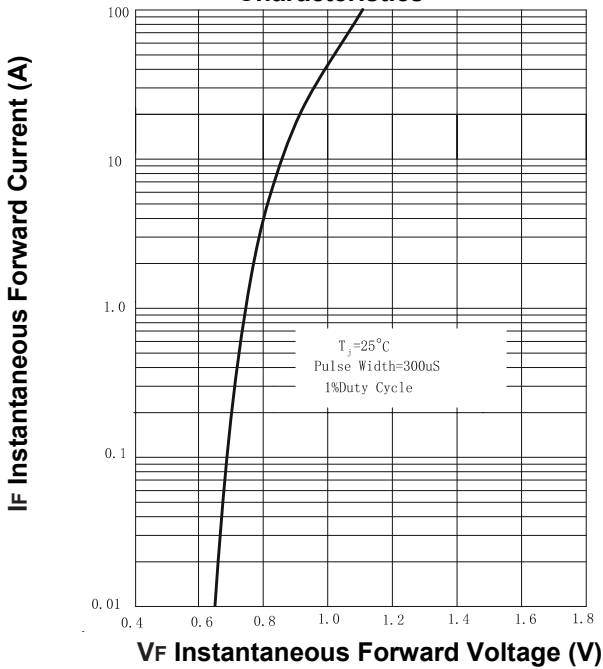


Fig.4- Typical Reverse Characteristics

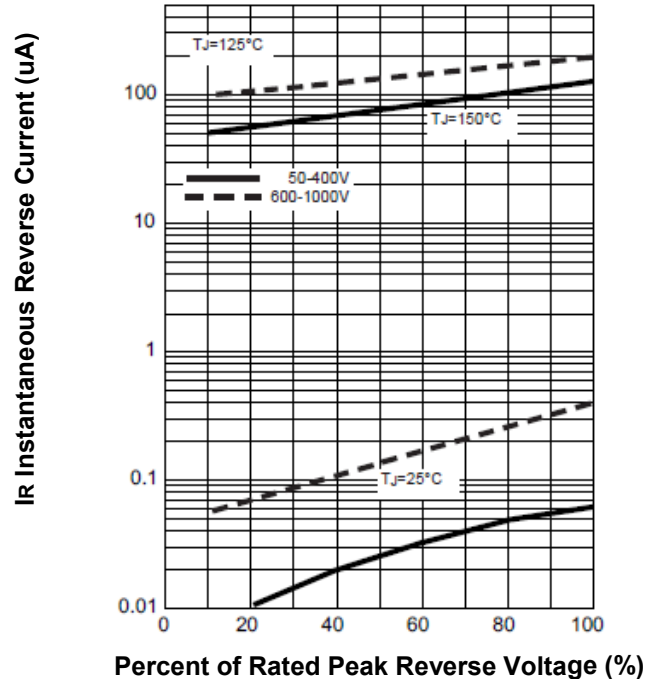
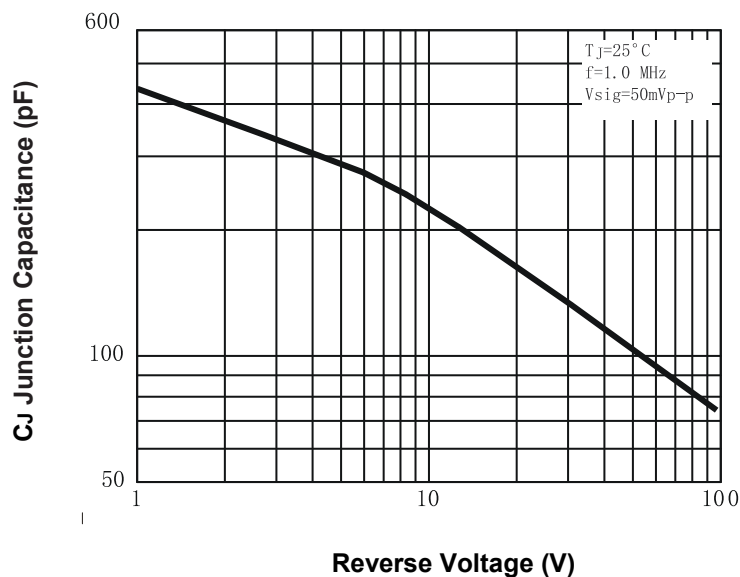


Fig.5-Typical junction capacitance

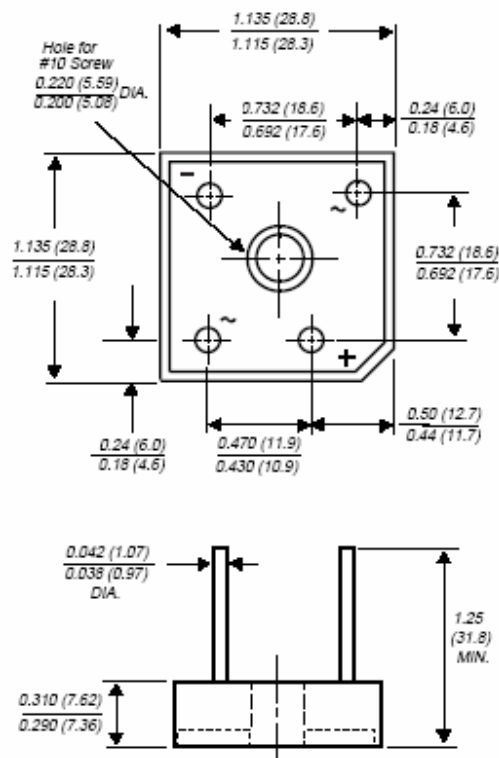


15.0A GLASS PASSIVATED BRIDGE RECTIFIER

TB1505GW -TB1510GW

Dimensions in inches (mm)

TB35W



15.0A GLASS PASSIVATED BRIDGE RECTIFIER

TB1505GW -TB1510GW

How to contact us

US HEADQUARTERS

28040 WEST HARRISON PARKWAY, VALENCIA, CA 91355-4162

Tel: (800) TAITRON (800) 824-8766 (661) 257-6060

Fax: (800) TAITFAX (800) 824-8329 (661) 257-6415

Email: taitron@taitroncomponents.com

Http://www.taitroncomponents.com

TAITRON COMPONENTS MEXICO, S.A .DE C.V.

BOULEVARD CENTRAL 5000 INTERIOR 5 PARQUE INDUSTRIAL ATITALAQUIA, HIDALGO C.P.

42970 MEXICO

Tel: +52-55-5560-1519

Fax: +52-55-5560-2190

TAITRON COMPONENTS INCORPORATED REPRESENTAÇÕES DO BRASIL LTDA

RUA DOMINGOS DE MORAIS, 2777, 2.ANDAR, SALA 24 SAÚDE - SÃO PAULO-SP 04035-001 BRAZIL

Tel: +55-11-5574-7949

Fax: +55-11-5572-0052

TAITRON COMPONENTS INCORPORATED, SHANGHAI REPRESENTATIVE OFFICE

CROSS REGION PLAZA, 899 LINGLING ROAD, SUITE 18C, SHANGHAI, 200030, CHINA

Tel: +86-21-5424-9942

Fax: +86-21-5424-9931