


SERIES 79B

Linear Action, Coded Output

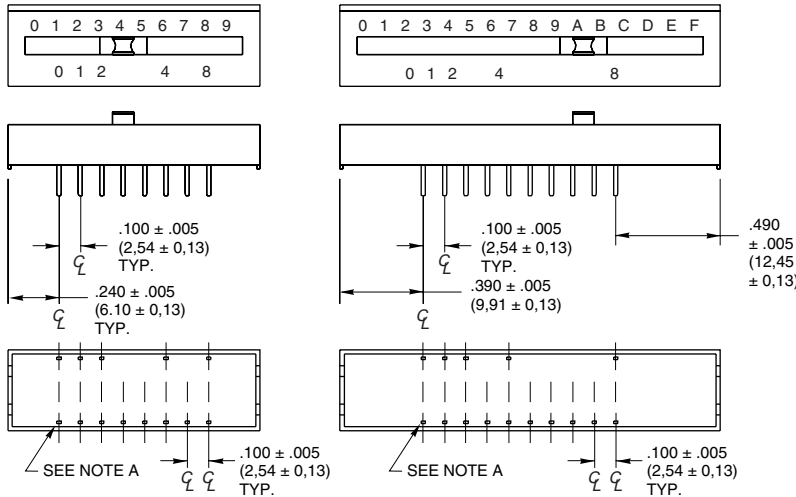
FEATURES

- Reliable Switching, Positive Detent
- Codes in BCD and Hexadecimal
- True Zero Output
- 10 or 16 Positions
- 2000 Cycle Life
- Up to 60,000 Detent Operations




DIMENSIONS In inches (and millimeters)

All dimensions not shown here are the same as those on the facing page.



NOTE A: All terminals on this side of the switch are bussed internally. Any one of them may be used as the common terminal.

CIRCUITRY



Dot indicates contact made between contact and output terminal.

SPECIFICATIONS

Electrical Ratings

Make-and-break Current Rating: 2,000 cycles at 10 mA, 50 mVdc; 2,000 cycles at 125 mA, 6 Vdc; 2,000 cycles at 50 mA, 30 Vdc.

Contact Resistance: 100 mohms maximum after life, measured at 10 mA dc and 50 mV (open circuit). Initial values are 60 mohms maximum for coded switches, and 50 mohms for other linear action switches.

Insulation Resistance (at 100 Vdc):

Between adjacent isolated contacts: Initial: 5,000 Mohms minimum; After Life: 1,000 Mohms minimum

Across open contacts: Initial: 5,000 Mohms minimum; After Life: 1,000 Mohms minimum

Dielectric Strength: Between adjacent isolated contacts and across open contacts. Initial: 750 Vac; After Life: 500 Vac

Contact Carry Rating: 2 amps with a maximum

contact temperature rise of 20°C.

Mechanical Ratings

Mechanical Life: 4,000 cycles maximum. Note: a cycle is one complete operation, back and forth through all switch positions.

Vibration Resistance: 10 to 2,000 Hz at 15G or 0.060" double amplitude; no damage and no contact openings exceeding 10 mS (Method 204, Test Condition B).

Shock Resistance: 509, 11 mS, half sine; no damage and no openings exceeding 10 microseconds (Method 213, Test Condition A).

Environmental Ratings

Refer to MIL-STD-202F per MIL-S-83504

Operating Temperature Range: -40°C to +85°C

Storage Temperature Range: -55°C to +85°C

Moisture Resistance: 240 hours with temperature cycling and polarization, per MIL-STD-202F, Method 305

Materials and Finishes

Nonconductive Parts: Plastic UL94V-O

Shorting Arm: Phosphor bronze, gold plate over nickel plate

Base Contacts: Copper alloy, gold plate over nickel plate

Terminals: Copper alloy, matte tin plated over nickel barrier

Potting Material: Epoxy

Tape Seal and Packaging

Tape Seal: Polyester film

ORDERING INFORMATION

Number of Positions	Type of Circuit Code	Number per Tube	Part Number*
10	Binary Code Decimal	9	79B10T
16	Hexadecimal	6	79B16T

*A top tape seal is required for switches that are machine soldered or heavily cleaned after hand soldering. To order top seal versions, add "S" before the "T" in the Grayhill part number.

Available from your local Grayhill Distributor. For prices and discounts, contact a local Sales Office, an authorized local Distributor or Grayhill.