

ULTRA HIGH SPEED SWITCHING APPLICATION.

FEATURES

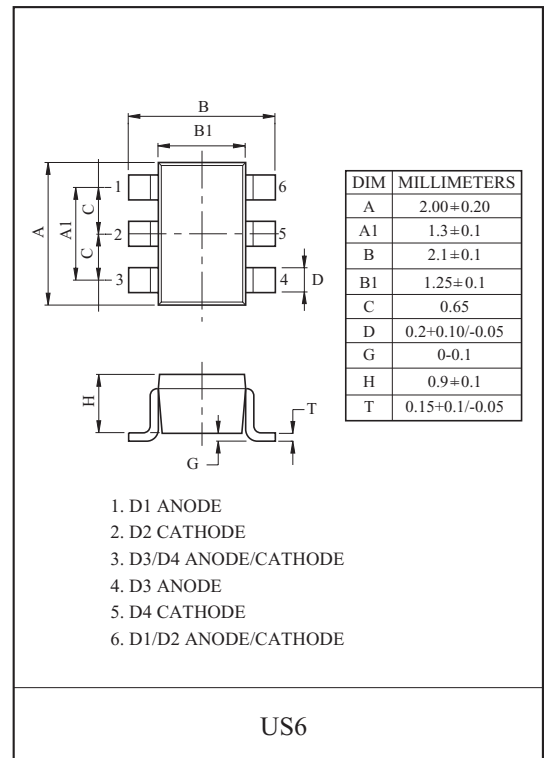
- Low Forward Voltage
- Fast Reverse Recovery Time
- Small Total Capacitance
- Ultra- Small Surface Mount Package

MAXIMUM RATING (Ta=25 °C)

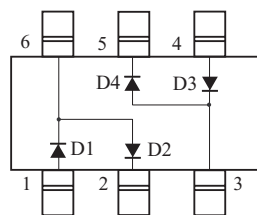
CHARACTERISTIC	SYMBOL	RATING	UNIT
Maximum (Peak) Reverse Voltage	V_{RM}	80	V
Reverse Voltage	V_R	80	V
Maximum (Peak) Forward Current	I_{FM}	300 *	mA
Average Forward Current	I_O	100 *	mA
Surge Current (10ms)	I_{FSM}	2 *	A
Power Dissipation	P_D	200**	mW
Junction Temperature	T_j	150	
Storage Temperature Range	T_{stg}	-55 ~ 150	

* Where D1, D2, D3, D4 are used independently or simultaneously, the Maximum Ratings per diode are 50% of those of the single diode.

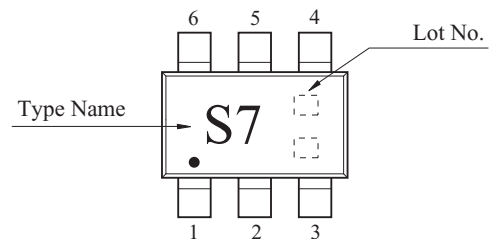
** Total Rating



EQUIVALENT CIRCUIT (TOP VIEW)



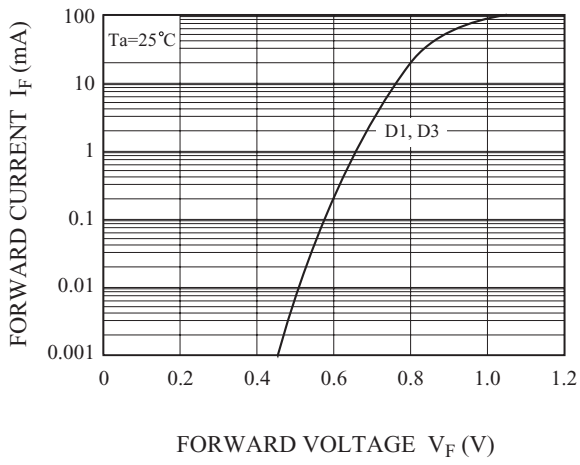
Marking



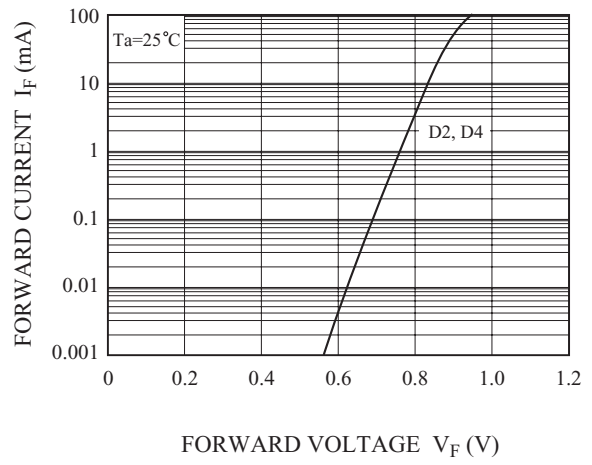
ELECTRICAL CHARACTERISTICS (Ta=25 °C)

CHARACTERISTIC	SYMBOL	TEST CONDITION	MIN.	TYP.	MAX.	UNIT
Forward Voltage	V_F	$I_F=100mA$	-	-	1.2	V
Reverse Current	I_R	$V_R=80V$	-	-	0.1	μA
Total Capacitance	C_T	$V_R=6V, f=1MHz$	-	-	3.5	pF

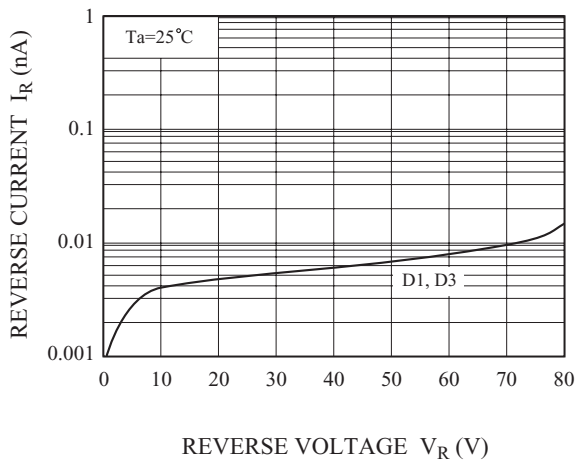
$I_F - V_F$



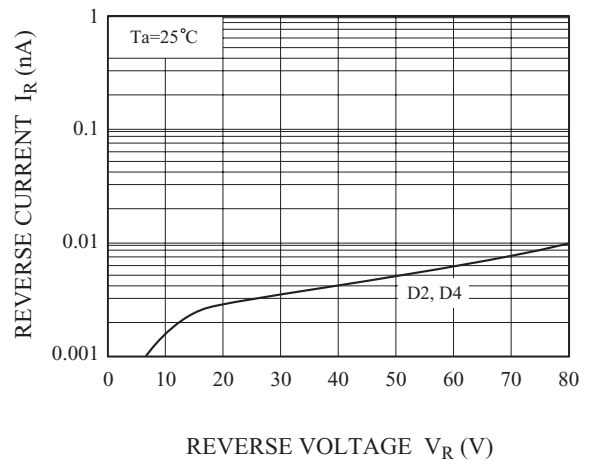
$I_F - V_F$



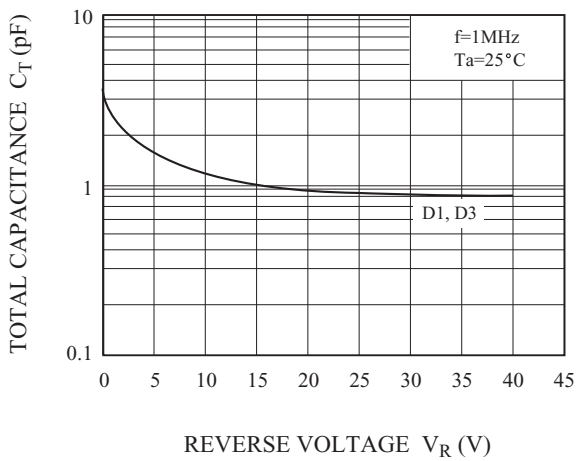
$I_R - V_R$



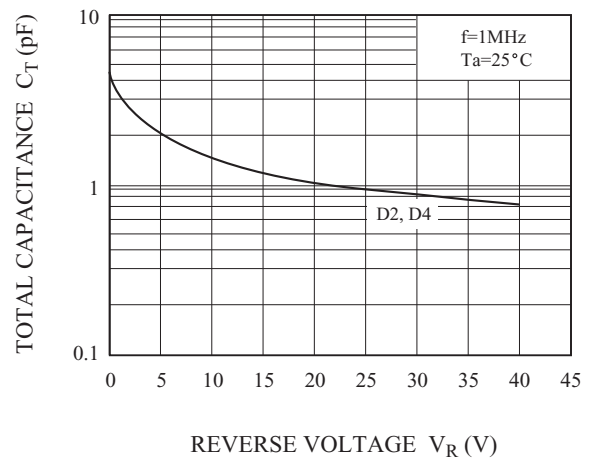
$I_R - V_R$



$C_T - V_R$



$C_T - V_R$



KDS127U

P - Ta

