



SMT Power Transformer

For Linear Technology
LT1725 Flyback Controller

The A9967-AL surface mount transformer works with with Linear Technology LT1725 Isolated Flyback Controller. It is ideal for use in telecommunications isolated converters and isolated power supplies, and can be used in PoE applications.

This low-profile transformer is designed for an input voltage of 36 – 72 Volts. It features six 1-to-1 windings and 500 Vrms isolation between windings.

For the LT1725, 48 V to 15 V converter, three windings are connected in series for the primary and two windings are connected in parallel for the secondary output of 15 V, 2 A. The remaining winding provides power to the chipset.

Coilcraft can also custom engineer a transformer to meet your specific requirements. For free evaluation samples, contact Coilcraft or visit www.coilcraft.com.

Part number ¹	Inductance at 0 A ² ±10% (µH)	Inductance at I _{pk} ³ min (µH)	DCR max ⁴ (Ohms)	Leakage inductance ⁵ max (µH)	I _{pk} ³ (A)	Output
A9967-AL	10.0	9.0	0.045	0.200	7.0	15 V, 2 A

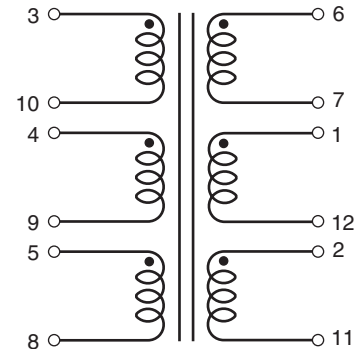
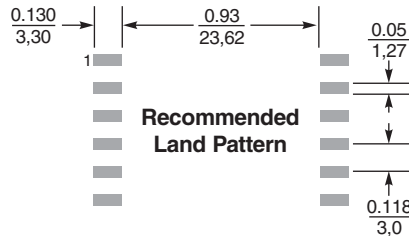
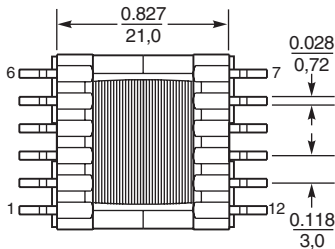
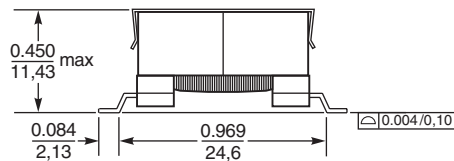
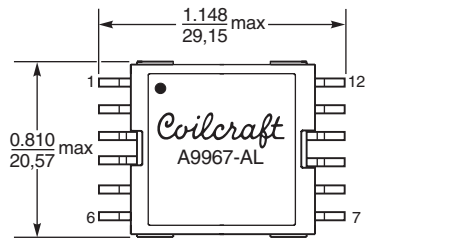
1. When ordering, please specify **packaging** code:

A9967-AL D

Packaging: D = 13" machine-ready reel. EIA-481 embossed plastic tape (175 parts per full reel).

B = Less than full reel. In tape, but not machine ready. To have a leader and trailer added (\$25 charge), use code letter D instead.

- Inductance is per winding of the primary, measured at 100 kHz, 0.1 Vrms, 0 Adc.
 - Peak primary current drawn at minimum input voltage.
 - DCR is per winding.
 - Leakage inductance is for one winding and is measured with all other windings shorted.
 - Electrical specifications at 25°C.
- Refer to Doc 362 "Soldering Surface Mount Components" before soldering.



1:1:1:1:1:1

Core material Ferrite

Weight: 11.9 g

Terminations RoHS tin-silver over tin over nickel over phos bronze. Other terminations available at additional cost.

Ambient temperature -40°C to +85°C

Storage temperature Component: -40°C to +125°C.

Packaging: -40°C to +80°C

Resistance to soldering heat Max three 40 second reflows at +260°C, parts cooled to room temperature between cycles

Moisture Sensitivity Level (MSL) 1 (unlimited floor life at <30°C / 85% relative humidity)

Failures in Time (FIT) / Mean Time Between Failures (MTBF)

38 per billion hours / 26,315,789 hours, calculated per Telcordia SR-332

Packaging 175 per 13" reel Plastic tape: 44 mm wide, 0.4 mm thick, 28 mm pocket spacing, 12.0 mm pocket depth

PCB washing Only pure water or alcohol recommended

Dimensions are in inches/mm



Specifications subject to change without notice. Please check our website for latest information.

Document 376 Revised 04/20/05

1102 Silver Lake Road Cary, Illinois 60013 Phone 847/639-6400 Fax 847/639-1469

E-mail info@coilcraft.com Web <http://www.coilcraft.com>