

PLEASE CHECK WWW.MOLEX.COM FOR LATEST PART INFORMATION

Part Number: [0738001000](#)
Status: **Active**
Overview: [hdm](#)
Description: 2.00mm (.079") Pitch HDM® Board-to-Board Midplane Header, Vertical, SMC, Press-Fit, Long Pin, Open End Option, 144 Circuits

Documents:

[3D Model](#) [Product Specification PS-73780-999 \(PDF\)](#)
[Drawing \(PDF\)](#) [RoHS Certificate of Compliance \(PDF\)](#)
[Test Summary \(PDF\)](#)

Agency Certification

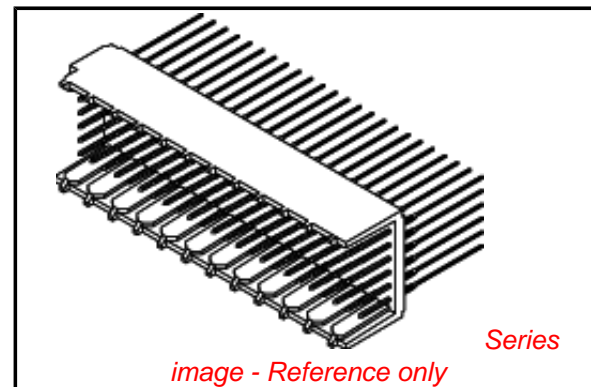
CSA LR19980
 UL E29179

General

Product Family Backplane Connectors
 Series [73800](#)
 Application Midplane
 Component Type PCB Header
 Overview [hdm](#)
 Product Name HDM®
 Style N/A

Physical

Circuits (Loaded) 144
 Circuits (maximum) 144
 Color - Resin Black, Natural
 Durability (mating cycles max) 250
 First Mate / Last Break No
 Flammability 94V-0
 Guide to Mating Part No
 Keying to Mating Part None
 Material - Plating Mating Gold
 Material - Plating Termination Gold
 Material - Resin High Temperature Thermoplastic
 Number of Columns 24
 Number of Pairs Open Pin Field
 Number of Rows 6
 Orientation Vertical
 PC Tail Length (in) 0.453 In
 PC Tail Length (mm) 11.50 mm
 PCB Locator No
 PCB Retention Yes
 PCB Thickness Recommended (in) 0.157 In
 PCB Thickness Recommended (mm) 4.00 mm
 Packaging Type Tube
 Pitch - Mating Interface (in) 0.079 In
 Pitch - Mating Interface (mm) 2.00 mm
 Pitch - Term. Interface (in) 0.079 In
 Pitch - Term. Interface (mm) 2.00 mm
 Plating min: Mating (µin) 30
 Plating min: Mating (µm) 0.75
 Plating min: Termination (µin) 2
 Plating min: Termination (µm) 0.05
 Polarized to PCB No



EU RoHS

**ELV and RoHS
 Compliant**
REACH SVHC
 Not Reviewed
**Halogen-Free
 Status**

China RoHS



**Need more information on product
 environmental compliance?**

Email productcompliance@molex.com
 For a multiple part number RoHS Certificate of Compliance, [click here](#)

Please visit the [Contact Us](#) section for any non-product compliance questions.

Search Parts in this Series

[73800Series](#)

Mates With

[73632 HDM PLUS® Board-to-Board Daughtercard Receptacle](#). [73780 HDM® Board-to-Board Daughtercard Receptacle](#)

Application Tooling | FAQ

Tooling specifications and manuals are found by selecting the products below. Crimp Height Specifications are then contained in the Application Tooling Specification document.

Global

Description	Product #
Flat Rock Tooling for Pneumatic Press	0622013700
HDM® Backplane Insertion Head for 144 Positions	0622005703

Stackable	No
Surface Mount Compatible (SMC)	Yes
Temperature Range - Operating	-55°C to +105°C

Electrical

Current - Maximum per Contact	1A
Data Rate	1.0 Gbps
Real Signals (per 25mm)	75
Shielded	No
Voltage - Maximum	250V AC

Material Info

Reference - Drawing Numbers

Packaging Specification	PK-70873-0868
Product Specification	PS-73780-999
Sales Drawing	SD-73800-001

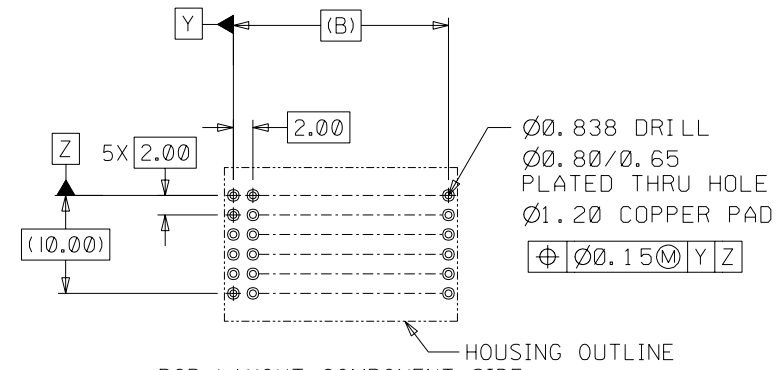
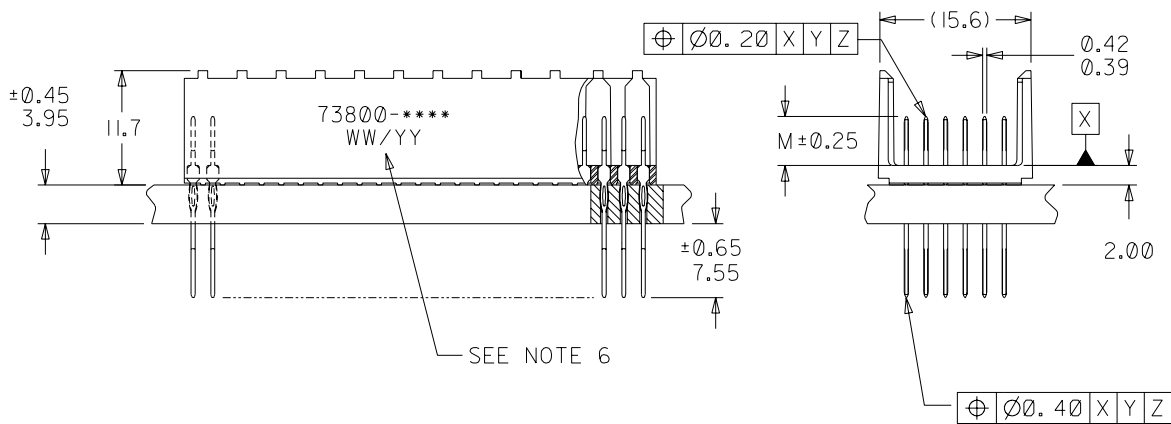
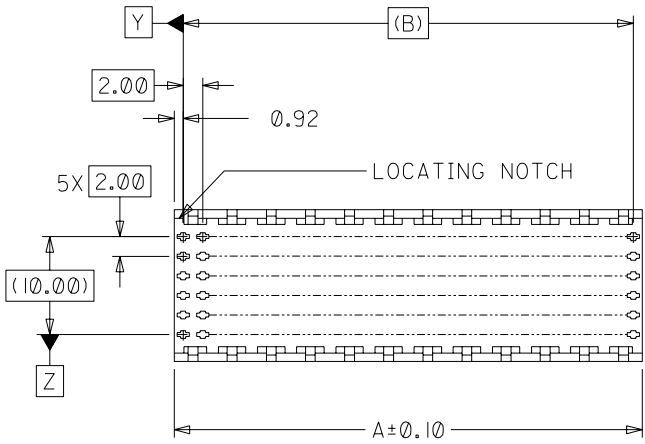
HDM and High Density Metric are trademarks of Amphenol Corporation

This document was generated on 05/14/2010

PLEASE CHECK WWW.MOLEX.COM FOR LATEST PART INFORMATION

NOTES:

1. MATERIALS: HOUSING - LIQUID CRYSTAL POLYMER (LCP), GLASS-FILLED, UL94V-0, COLOR: BLACK, TERMINAL - PHOSPHOR BRONZE.
2. FINISHES: SELECTIVE GOLD (Au) IN CONTACT AREA, 0.00076mm MINIMUM THICKNESS; NICKEL (Ni) AND GOLD FLASH OVERALL SELECTIVE GOLD (Au) IN CONTACT AREA, 0.00076mm MINIMUM THICKNESS; SELECTIVE TIN/LEAD (Sn/Pb) IN COMPLIANT AREA, NICKEL (Ni) OVERALL.
3. THIS PART CONFORMS TO MOLEX PRODUCT SPECIFICATION PS-73780-999.
4. FOR MIXED CONTACT MATING LENGTHS, CONSULT FACTORY FOR AVAILABILITY.
5. PACKAGE PER PK-70873-0868.
6. PARTS MARKED WITH PART NUMBER AND DATE CODE, ON EITHER SIDE, APPROXIMATELY WHERE SHOWN.



PCB LAYOUT: COMPONENT SIDE
RECOMMENDED PCB THICKNESS: 3.95±0.45

MATERIAL NUMBER	NUMBER OF CONTACTS	DIM "A"	DIM "B"	DIM "M"	PLATING
73800-0000	72	23.84	22.00	5.00	GOLD/GOLD FLASH
73800-0200	72	23.84	22.00	6.00	GOLD/GOLD FLASH
73800-1000	144	47.84	46.00	5.00	GOLD/GOLD FLASH
73800-1200	144	47.84	46.00	6.00	GOLD/GOLD FLASH
73800-2000	72	23.84	22.00	5.00	GOLD/TIN-LEAD
73800-2200	72	23.84	22.00	6.00	GOLD/TIN-LEAD
73800-3000	144	47.84	46.00	5.00	GOLD/TIN-LEAD
73800-3200	144	47.84	46.00	6.00	GOLD/TIN-LEAD

REVISED
EC NO. UCP2004-1438
DRWN: BINGHAM 04/02/04
CHK: REED 04/02/04
APPR: BIXLER 04/02/04

QUALITY SYMBOLS
MAJOR $\nabla = 0$
CRITICAL $\nabla C = 0$

DESCRIPTION
REV H

GENERAL TOLERANCES: (UNLESS SPECIFIED)

	mm	INCH
4 PLACES	±0.	±.
3 PLACES	±0.	±.
2 PLACES	±0.05	±.
1 PLACE	±0.10	±.

ANGULAR: ± 1/2°

DRAFT WHERE APPLICABLE MUST REMAIN WITHIN DIMENSIONS

SCALE 2 : 1

DESIGN UNITS mm INCH

THIRD ANGLE PROJECTION

DRAWN BY & DATE
JBINGHAM 97/05/16

CHECKED BY & DATE
SREED 97/05/16

APPROVED BY & DATE
CBIXLER 97/05/16

CAD FILENAME
S73800X1.DGN

DIMENSIONS: mm INCH mm ONLY

SHT REV
REVISE ON CAD ONLY

TITLE: SALES ASSEMBLY
HDM DOUBLE-END MIDPLANE
OPEN END OPTION

MOLEX MOLEX INCORPORATED

MATERIAL NO. SEE CHART
DRAWING NO. SD-73800-001
SHEET NO. 1 OF 1
SIZE B