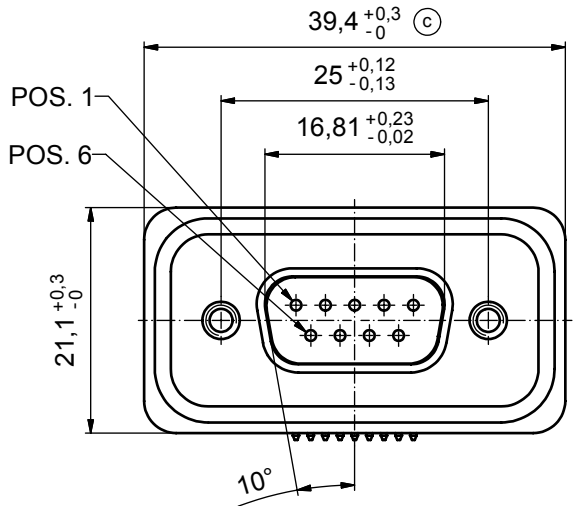
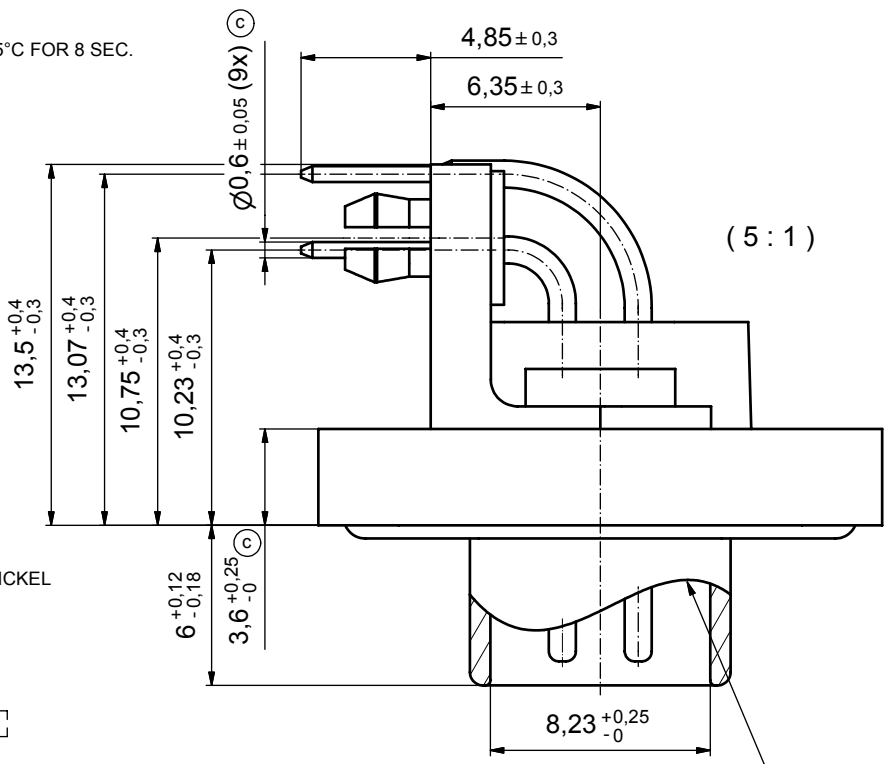
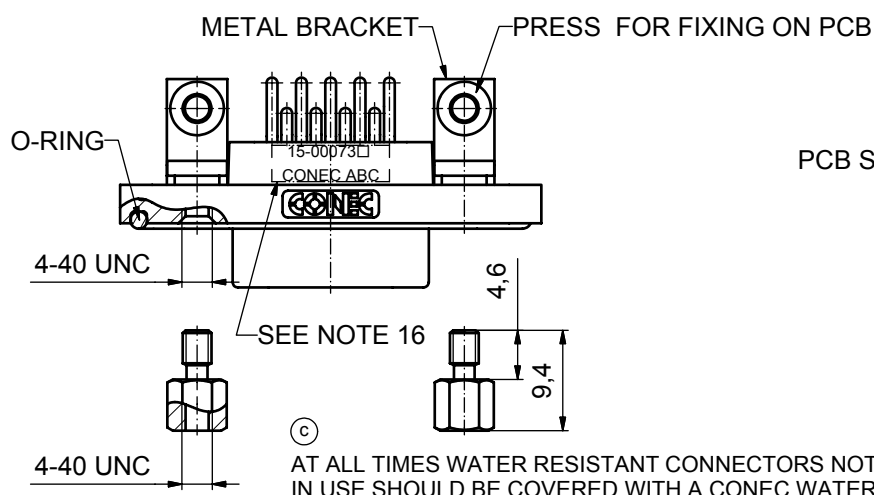
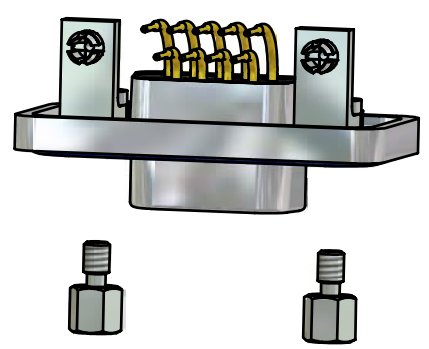


NOTES:

- FOR WAVESOLDERING (SOLDER BATH TEMPERATURE 265°C FOR 8 SEC. AND SOLDER PREHEAT 150°C FOR 180 SEC.)
- IP RATING: IP 67
- SEALED TO WITHSTAND PRESSURE UP TO 1,45 PSI FOR 30 MINUTES AFTER HIGH TEMPERATURE EXPOSURE
- METAL SHELL:
 - ZINC DIE CAST; min. 50µin NICKEL PLATING over COPPER
- INSULATORS: PBT GF UL 94 V-0, BLACK
- O-RING: SILICONE PER ASTM D2000 70 SHORE A
- RUBBER GASKET: TPE
- SEALING COMPOUND: EPOXY RESIN UL 94 V-0; BLACK
- CONTACTS: COPPER ALLOY PLATING (SEE PART NO):
 - PLEASE ADD 1 for 30µin HARD GOLD over min. 50µin NICKEL
 - PLEASE ADD 3 for 8µin HARD GOLD over min. 50µin NICKEL
- METAL BRACKETS: ZINC DIE CAST; 300µin COPPER/40-120µin NICKEL/120-200µin TIN
- WASHERS: COPPER ALLOY; 80µin NICKEL
- HEXLOCKING SCREWS: STAINLESS STEEL
- PCB-SNAPS: COPPER ALLOY; min. 200µin TIN over 80µin NICKEL PCB-HOLE: $\varnothing 3.1 \pm 0.1$; PCB THICKNESS 1.6mm
- P.C.B. HOLE DRILLINGS and RECOMMENDED PANEL CUT-OUT ON SHEET 2
- RECOMMENDED TORQUE FOR MOUNTING SCREW 35Ncm (3.1 in.LB) / max.67Ncm (6 in.LB)
- CONNECTOR IS PART MARKED: 15-00073 □ CONEC ABC



RUBBER GASKET PLACED ON TOP SURFACE OF MALE INSULATOR



AT ALL TIMES WATER RESISTANT CONNECTORS NOT IN USE SHOULD BE COVERED WITH A CONEC WATER RESISTANT CAP OR WATER TIGHT HOOD.

Directive 2002/95/EC "RoHS" Compliant

APPROVAL # FREIGABE # DEBLOCAGE # AUTORIZACION # APPROVAL
CUSTOMER APPROVAL DATE:
NAME: TITLE:
COMPANY NAME:
APPROVAL # FREIGABE # DEBLOCAGE # AUTORIZACION # APPROVAL

tolerance				dim. in mm	scale: 2:1 (5:1)	
date					material: see notes	
name				title:	D-SUB MALE 90° 9pos. SOLDER PIN ANGLED with metal bracket, hexlocking screw and snap	
drawn 17.10.08 Schmidt						
appd. 23.10.08 Fischer						
norm				dwg no: Inventor 10	DIN-A3	
d-old					sh: 1	
4 x c	A 3435	02.10.09	HS			
a	Origin					
rev.	description	date	name	part no: 15-00073 □ (see note 9)		

title:		DIN-A3	
dwg no: Inventor 10		sh: 1	
part no: 15-00073 □ (see note 9)			

