

# 1SS130

## FEATURES :

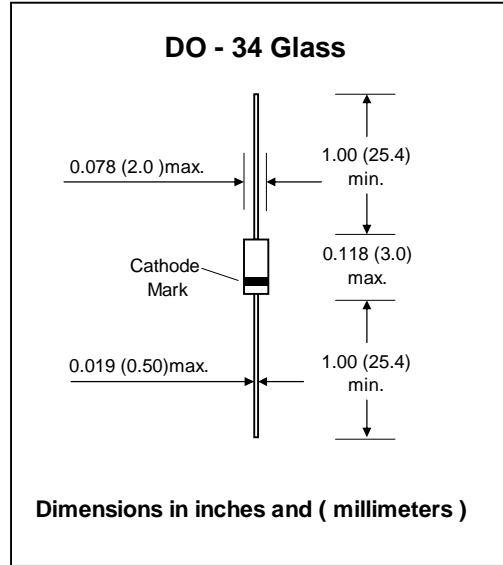
- High switching speed: max. 4 ns
- Continuous reverse voltage: max. 75 V
- Repetitive peak reverse voltage: max. 100 V
- Pb / RoHS Free

## MECHANICAL DATA :

**Case:** DO-34 Glass Case

**Weight:** approx. 0.093g

## HIGH SPEED SWITCHING DIODE



## Maximum Ratings and Thermal Characteristics (Rating at 25 °C ambient temperature unless otherwise specified.)

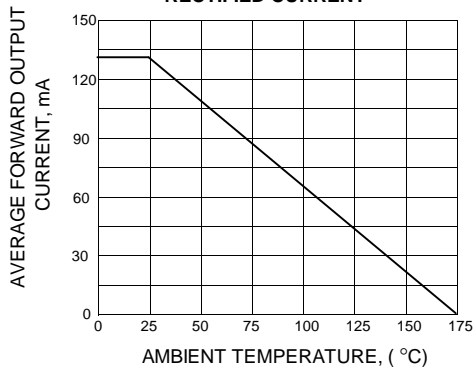
Parameter	Symbol	Value	Unit
Maximum Repetitive Peak Reverse Voltage	$V_{RRM}$	100	V
Maximum Continuous Reverse Voltage	$V_{RM}$	75	V
Maximum Average Forward Current	$I_F$	130	mA
Maximum Peak Forward Current	$I_{FM}$	400	mA
Maximum Power Dissipation	$P_D$	300	mW
Maximum Non-repetitive Peak Forward Current	$I_{FSM}$	600	mA
Maximum Junction Temperature	$T_J$	175	°C
Storage Temperature Range	$T_S$	-65 to + 175	°C

## Electrical Characteristics (Ta = 25°C unless otherwise noted)

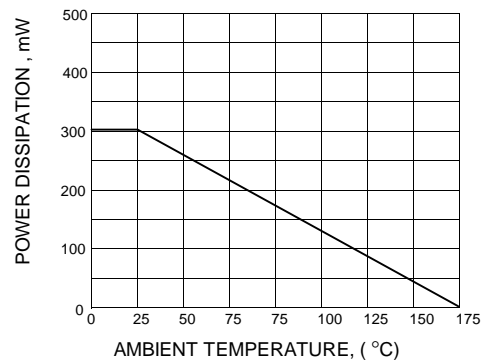
Parameter	Symbol	Test Condition	Min.	Typ.	Max.	Unit
Reverse Current	$I_R$	$V_R = 20 \text{ V}$	-	-	0.5	$\mu\text{A}$
Forward Voltage	$V_F$	$I_F = 10 \text{ mA}$	-	-	1.0	V
Capacitance between terminals	$C_T$	$f = 1\text{MHz} ; V_R = 0 \text{ V}$	-	-	4.0	pF
Reverse Recovery Time	$T_{rr}$	$I_F = 10 \text{ mA} , V_R = 6 \text{ V}$ $R_L = 50 \Omega$	-	-	4.0	ns

**RATING AND CHARACTERISTIC CURVES ( 1SS130 )**

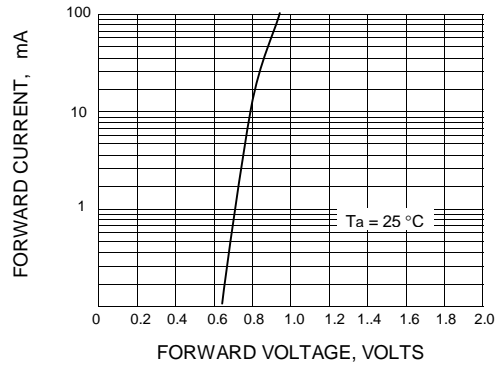
**FIG.1 - DERATING CURVE FOR OUTPUT RECTIFIED CURRENT**



**FIG.2 - POWER DERATING CURVE**



**FIG.3 - TYPICAL FORWARD CHARACTERISTICS**



**FIG.4 - TYPICAL REVERSE CHARACTERISTICS**

