




## Small Signal Schottky Diodes

### Features

- Integrated protection ring against static discharge
- Low capacitance
- Low leakage current
- Low forward voltage drop
- AEC-Q101 qualified
- Compliant to RoHS directive 2002/95/EC and in accordance to WEEE 2002/96/EC
- Halogen-free according to IEC 61249-2-21 definition



**RoHS**  
COMPLIANT  
HALOGEN  
**FREE**



9612315

### Applications

- HF-Detector
- Protection circuit
- Diode for low currents with a low supply voltage
- Small battery charger
- Power supplies
- DC/DC converter for notebooks

### Mechanical Data

**Case:** MicroMELF

**Weight:** approx. 12 mg

**Cathode band color:** black

**Packaging codes/options:**

TR3/10 k per 13" reel (8 mm tape), 10 k/box

TR/2.5 k per 7" reel (8 mm tape), 12.5 k/box

### Parts Table

Part	Type differentiation	Ordering code	Remarks
MCL101A	$V_R = 60\text{ V}$ , $V_F$ at $I_F$ 1 mA max. 410 mV	MCL101A-TR3 or MCL101A-TR	Tape and Reel
MCL101B	$V_R = 50\text{ V}$ , $V_F$ at $I_F$ 1 mA max. 400 mV	MCL101B-TR3 or MCL101B-TR	Tape and Reel
MCL101C	$V_R = 40\text{ V}$ , $V_F$ at $I_F$ 1 mA max. 390 mV	MCL101C-TR3 or MCL101C-TR	Tape and Reel

### Absolute Maximum Ratings

$T_{amb} = 25\text{ }^\circ\text{C}$ , unless otherwise specified

Parameter	Test condition	Part	Symbol	Value	Unit
Reverse voltage		MCL101A	$V_R$	60	V
		MCL101B	$V_R$	50	V
		MCL101C	$V_R$	40	V
Peak forward surge current	$t_p = 10\text{ }\mu\text{s}$		$I_{FSM}$	2	A
Repetitive peak forward current			$I_{FRM}$	150	mA
Forward continuous current			$I_F$	30	mA

### Thermal Characteristics

$T_{amb} = 25\text{ }^{\circ}\text{C}$ , unless otherwise specified

Parameter	Test condition	Symbol	Value	Unit
Thermal resistance junction to ambient air	On PC board 50 mm x 50 mm x 1.6 mm	$R_{thJA}$	320	K/W
Junction temperature		$T_j$	125	$^{\circ}\text{C}$
Storage temperature range		$T_{stg}$	- 65 to + 150	$^{\circ}\text{C}$

### Electrical Characteristics

$T_{amb} = 25\text{ }^{\circ}\text{C}$ , unless otherwise specified

Parameter	Test condition	Part	Symbol	Min.	Typ.	Max.	Unit
Reverse Breakdown Voltage	$I_R = 10\text{ }\mu\text{A}$	MCL101A	$V_{(BR)}$	60			V
		MCL101B	$V_{(BR)}$	50			V
		MCL101C	$V_{(BR)}$	40			V
Leakage current	$V_R = 50\text{ V}$	MCL101A	$I_R$			200	nA
	$V_R = 40\text{ V}$	MCL101B	$I_R$			200	nA
	$V_R = 30\text{ V}$	MCL101C	$I_R$			200	nA
Forward voltage drop	$I_F = 1\text{ mA}$	MCL101A	$V_F$			410	mV
		MCL101B	$V_F$			400	mV
		MCL101C	$V_F$			390	mV
	$I_F = 15\text{ mA}$	MCL101A	$V_F$			1000	mV
		MCL101B	$V_F$			950	mV
		MCL101C	$V_F$			900	mV
Diode capacitance	$V_R = 0\text{ V}$ , $f = 1\text{ MHz}$	MCL101A	$C_D$			2	pF
		MCL101B	$C_D$			2.1	pF
		MCL101C	$C_D$			2.2	pF

### Typical Characteristics

$T_{amb} = 25\text{ }^{\circ}\text{C}$ , unless otherwise specified

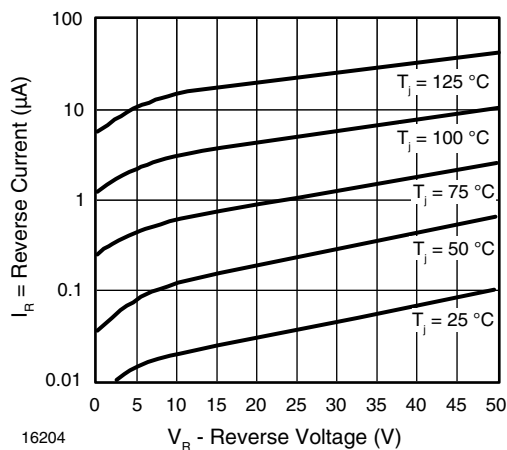


Figure 1. Reverse Current vs. Reverse Voltage

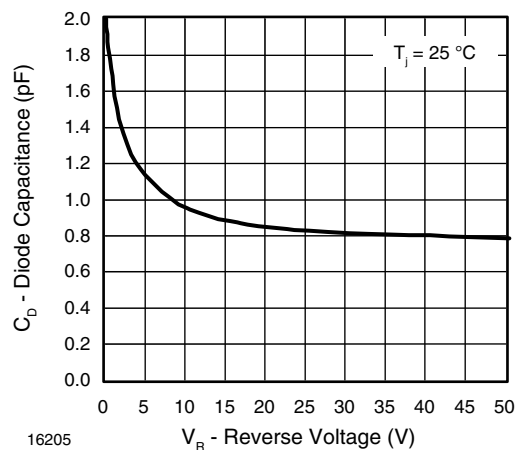
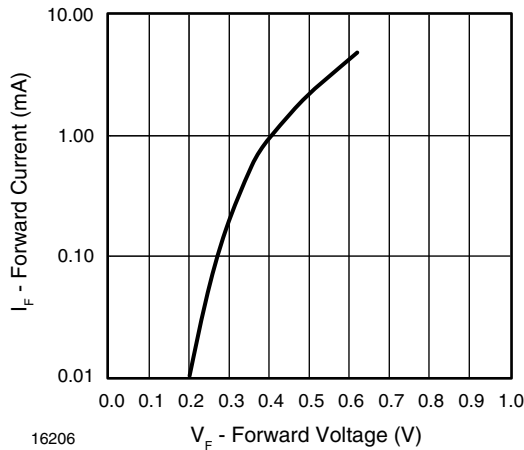


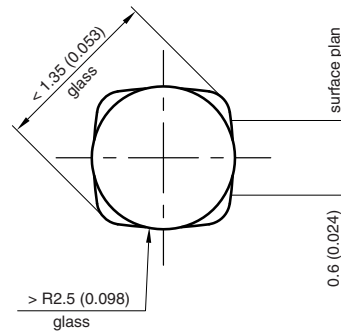
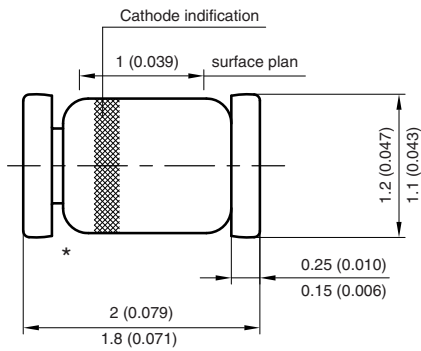
Figure 2. Diode Capacitance vs. Reverse Voltage



16206

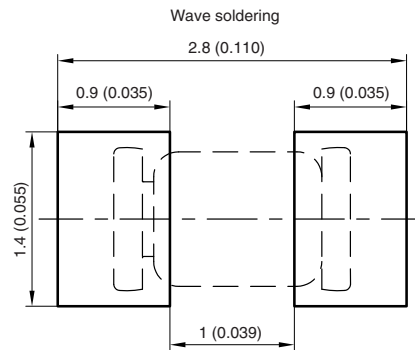
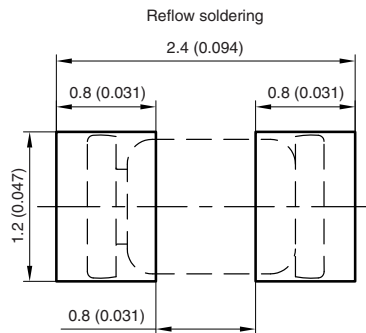
Figure 3. Forward Current vs. Forward Voltage

## Package Dimensions in millimeters (inches): MicromELF



\* The gap between plug and glass can be either on cathode or anode side

Foot print recommendation:



Created - Date: 26.July.1996  
 Rev. 13 - Date: 07.June.2006  
 Document no.:6.560-5007.01-4  
 96 12072



## Disclaimer

ALL PRODUCT, PRODUCT SPECIFICATIONS AND DATA ARE SUBJECT TO CHANGE WITHOUT NOTICE TO IMPROVE RELIABILITY, FUNCTION OR DESIGN OR OTHERWISE.

Vishay Intertechnology, Inc., its affiliates, agents, and employees, and all persons acting on its or their behalf (collectively, "Vishay"), disclaim any and all liability for any errors, inaccuracies or incompleteness contained in any datasheet or in any other disclosure relating to any product.

Vishay makes no warranty, representation or guarantee regarding the suitability of the products for any particular purpose or the continuing production of any product. To the maximum extent permitted by applicable law, Vishay disclaims (i) any and all liability arising out of the application or use of any product, (ii) any and all liability, including without limitation special, consequential or incidental damages, and (iii) any and all implied warranties, including warranties of fitness for particular purpose, non-infringement and merchantability.

Statements regarding the suitability of products for certain types of applications are based on Vishay's knowledge of typical requirements that are often placed on Vishay products in generic applications. Such statements are not binding statements about the suitability of products for a particular application. It is the customer's responsibility to validate that a particular product with the properties described in the product specification is suitable for use in a particular application. Parameters provided in datasheets and/or specifications may vary in different applications and performance may vary over time. All operating parameters, including typical parameters, must be validated for each customer application by the customer's technical experts. Product specifications do not expand or otherwise modify Vishay's terms and conditions of purchase, including but not limited to the warranty expressed therein.

Except as expressly indicated in writing, Vishay products are not designed for use in medical, life-saving, or life-sustaining applications or for any other application in which the failure of the Vishay product could result in personal injury or death. Customers using or selling Vishay products not expressly indicated for use in such applications do so at their own risk and agree to fully indemnify and hold Vishay and its distributors harmless from and against any and all claims, liabilities, expenses and damages arising or resulting in connection with such use or sale, including attorneys fees, even if such claim alleges that Vishay or its distributor was negligent regarding the design or manufacture of the part. Please contact authorized Vishay personnel to obtain written terms and conditions regarding products designed for such applications.

No license, express or implied, by estoppel or otherwise, to any intellectual property rights is granted by this document or by any conduct of Vishay. Product names and markings noted herein may be trademarks of their respective owners.

## Material Category Policy

**Vishay Intertechnology, Inc. hereby certifies that all its products that are identified as RoHS-Compliant fulfill the definitions and restrictions defined under Directive 2011/65/EU of The European Parliament and of the Council of June 8, 2011 on the restriction of the use of certain hazardous substances in electrical and electronic equipment (EEE) - recast, unless otherwise specified as non-compliant.**

**Please note that some Vishay documentation may still make reference to RoHS Directive 2002/95/EC. We confirm that all the products identified as being compliant to Directive 2002/95/EC conform to Directive 2011/65/EU.**